

Insolvency and Bankruptcy Board of India

Sub: Status note on Limited Insolvency Examination- First Phase.

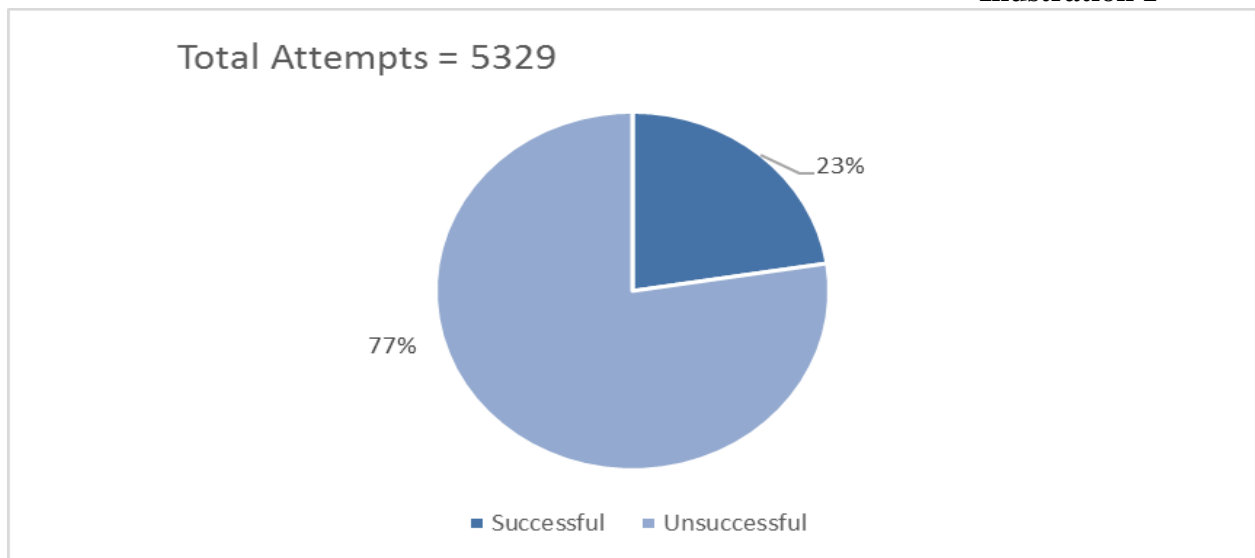
The First Phase of the Limited Insolvency Examination which started on 31st December 2016 and continued till 30th June, 2017. The Second Phase of the Limited Insolvency Examination has been launched with revised syllabus *w.e.f* 1st July, 2017 for a period of 6 months.

2. This note presents the following brief analysis of the performance of the candidates during the first phase of the said examination as follows:

(1) Enrolment and attempts

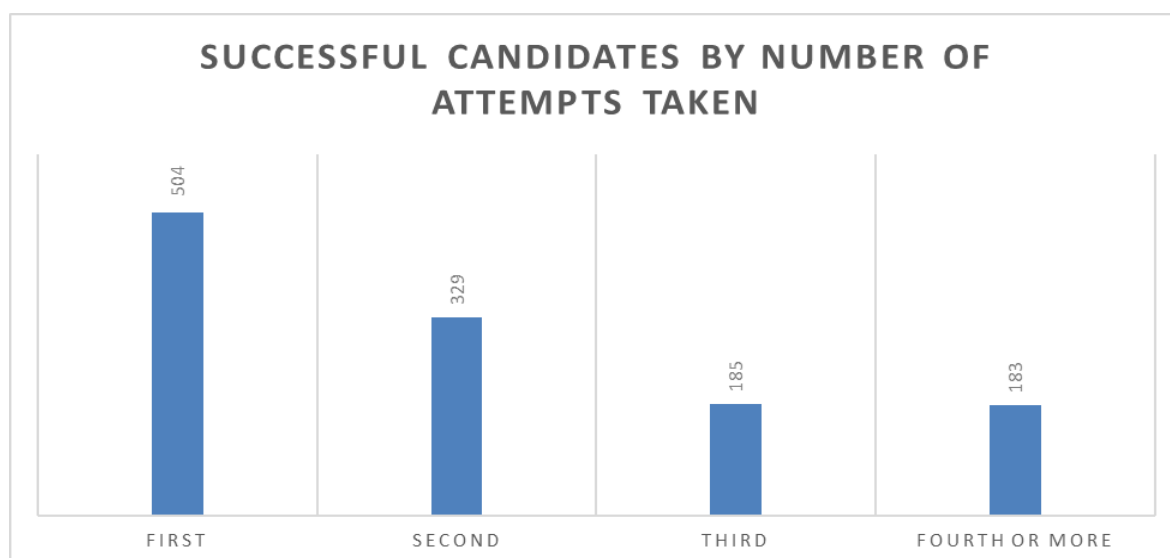
- (i) In the first phase of examination, 3076 candidates had enrolled for 6906 attempts out of which 400 candidates did not appear for the examination. A total of 5329 attempts were made by 2676 candidates, who appeared in the examination, Total 1201 (22.54% of 5329) of these attempts were successful. The performance of candidates in the Limited Insolvency Examination is summarised in **Illustration 1**.

Illustration 1



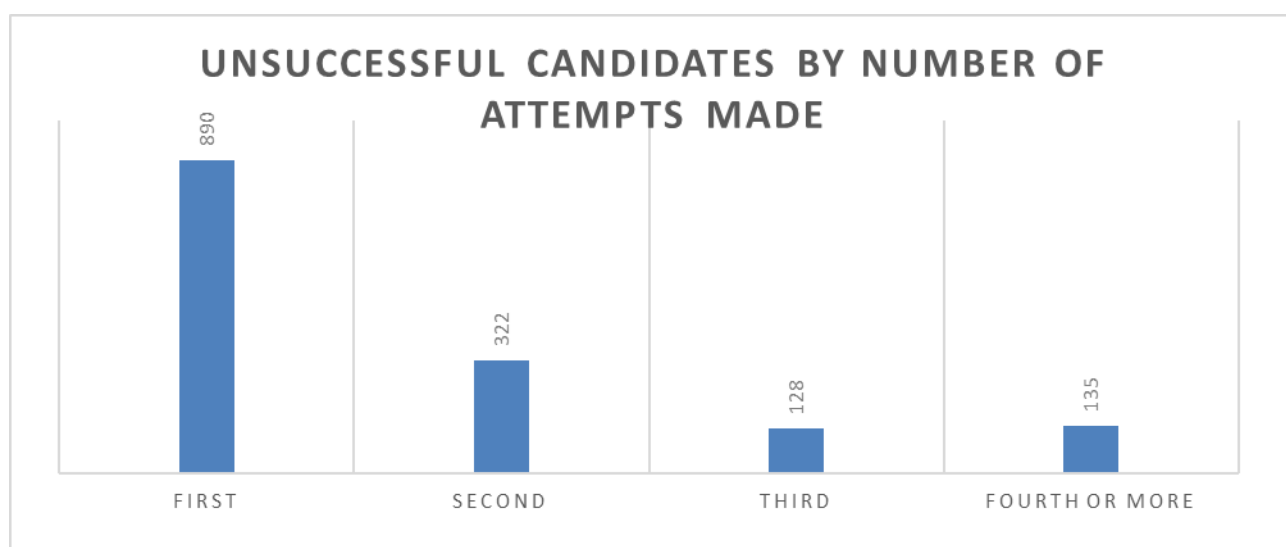
- (ii) Out of these 1201 (44% of 2676) successful candidates, who did pass the examination, 504 (41.97% of 1201) cleared the examination in first attempt, and 833 (69.36% of 1201) passed the examination in either 1st or 2nd attempt. 183 (15.24% of 1201) candidates took more than 4 attempts to clear the examination. A chart showing successful candidates by number of attempts is shown as **Illustration 2**.

Illustration 2



(iii) 1,475 candidates appeared in the examination but could not clear the examination yet, out of which around 60% did not appear after first attempt and only around 18% appeared more than twice. A chart showing number of unsuccessful candidates by number of attempts is shown below as **Illustration-3**.

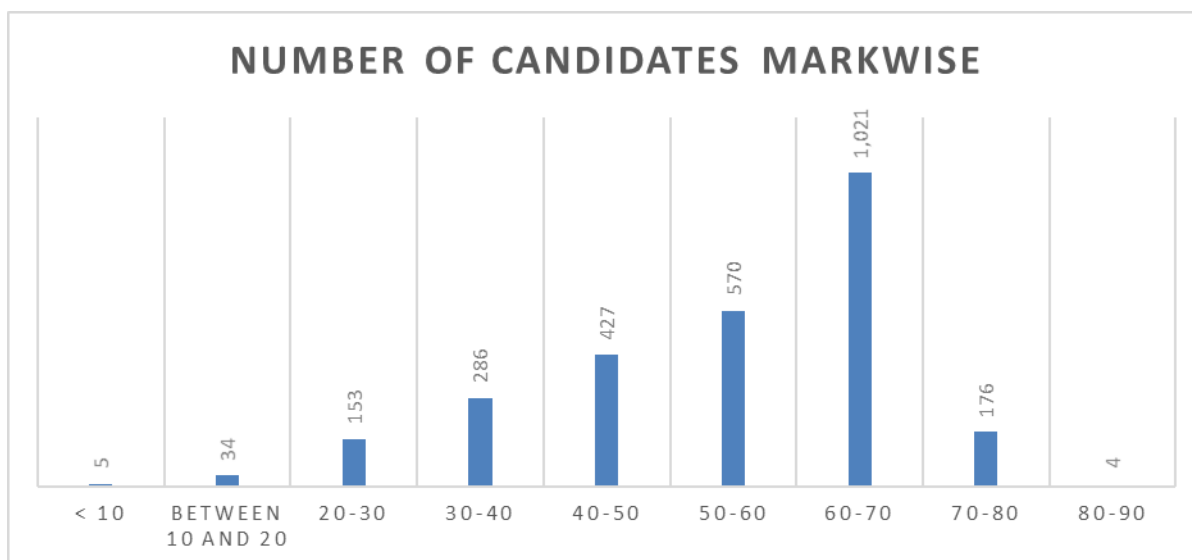
Illustration 3



(2) Score-wise Analysis

An analysis of number of marks scored by these 2,676 candidates has also been carried out. Around 75% of the candidates have scored between the range of 40 and 70 marks. 38% of candidates have scored between the range of 60 to 70 marks. A chart showing performance of candidates marks wise is shown as **Illustration 4**.

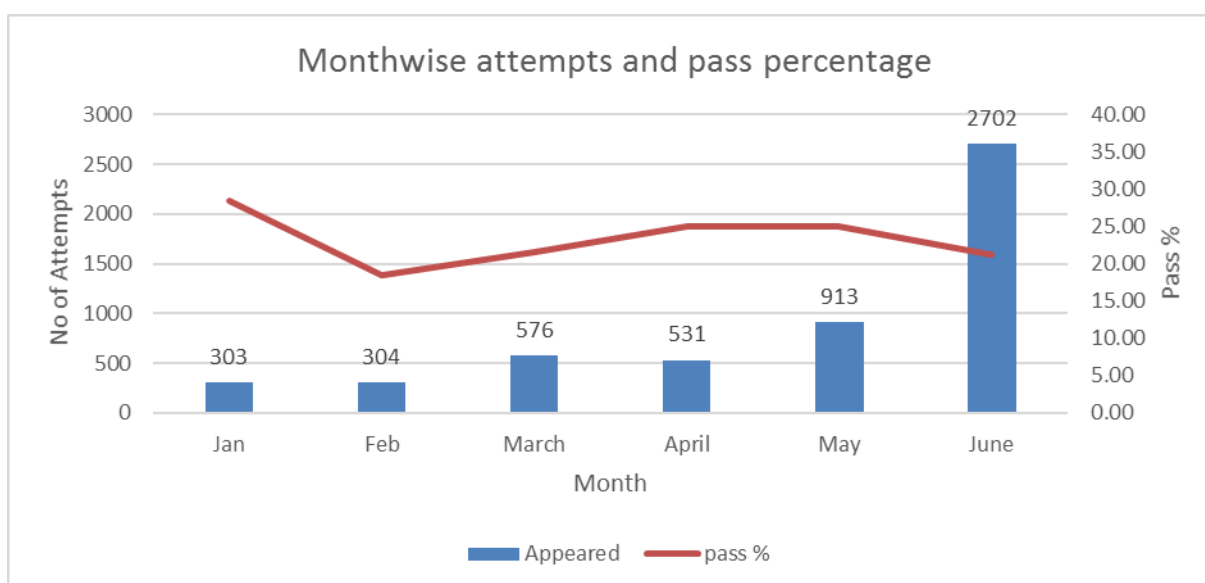
Illustration 4



(3) Month-wise Analysis

The month-wise analysis of the attempts made by candidates who appeared and passed is shown in Illustration 5. More than half the number of attempts were made in June (50.70 % of the total attempts). The pass percentage has remained fairly constant around 20-25% range.

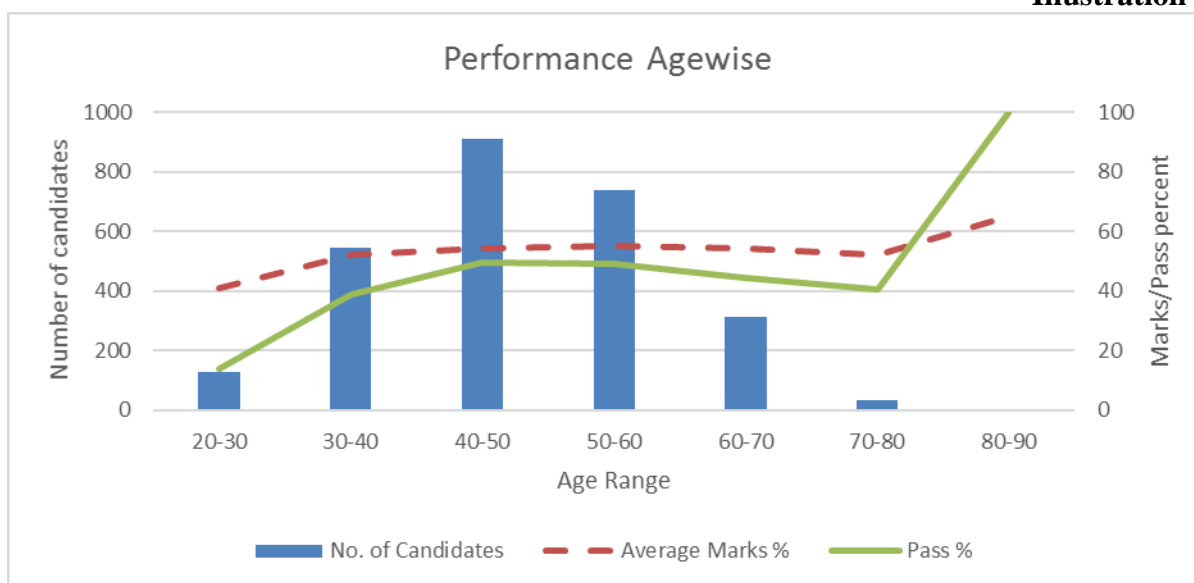
Illustration 5



(4) Age-wise Analysis

The average age of the candidates appearing for the examination is 47 years. The oldest candidate to appear for the examination is Mr. Nirupam Haldar who is more than 85 years old and he cleared the examination successfully. Number of candidates in different age groups as well as their performance has been shown below in **Illustration 6**. The pass percentage as well as average marks attained in the examination show a positive correlation with age of the candidates.

Illustration 6



(5) Region-wise analysis

2676 candidates appeared in the examination from 102 different cities. 62% candidates appeared from the four metro cities of India. Except South Zone, the majority of candidates appeared from a test centre located in a metro city. Even with variations in the number of candidates appearing for the examination, the percentage of candidates passing the examination is fairly uniform over the regions as has been illustrated in **Illustration 7**.

Illustration 7

