

## Insolvency and Bankruptcy Board of India

### Subject: Status Note on Limited Insolvency Examination

An individual is eligible for registration as an IP if he has passed the Limited Insolvency Examination (examination) subject to meeting other requirements. The IBBI commenced the examination on 31<sup>st</sup> December 2016. The second phase of examination with revised syllabus and question bank commenced on 1<sup>st</sup> July 2017. The third phase with further revised syllabus and question bank commenced on 1<sup>st</sup> January 2018. A total of 6592 candidates enrolled for 16893 attempts in all three phases together. A total of 12791 attempts were made by 5632 candidates, out of which 2493 (19.49% of 12791) attempts were successful. The details of examination are as under:

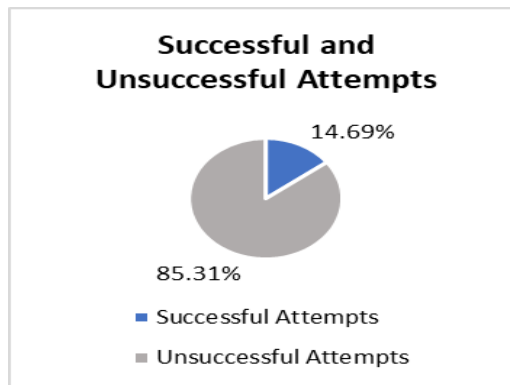
Region	First Phase		Second Phase		Third Phase (up to 25 <sup>th</sup> February, 2018)		Total	
	Total Attempts	Successful Attempts	Total Attempts	Successful Attempts	Total Attempts	Successful Attempts	Total Attempts	Successful Attempts
East	758	160	528	86	92	12	1378	258
North	1952	434	2204	401	518	84	4674	919
West	1581	391	1699	316	263	31	3543	738
South	1038	216	1806	309	352	53	3196	578
All India	5329	1201	6237	1112	1225	180	12791	2493

2. This section presents a brief analysis of the performance of the candidates in the third phase of examination till 25<sup>th</sup> February 2018.

#### Enrolment and Attempts

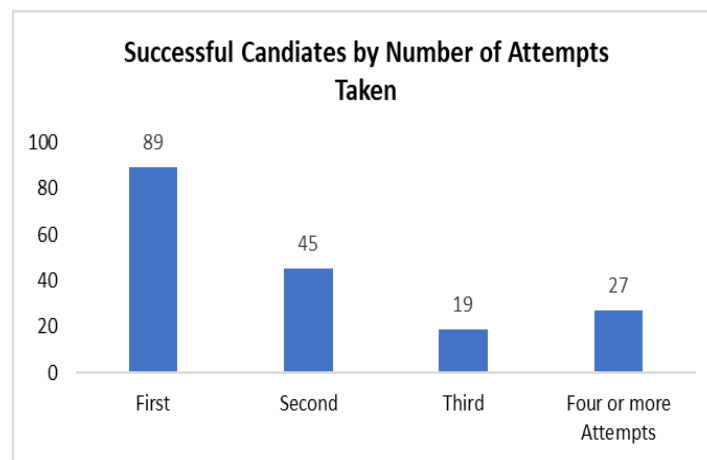
(i) 1031 candidates made 1621 enrolments for taking examination between 1<sup>st</sup> January 2018 to 25<sup>th</sup> February 2018. Of them, 801 candidates availed 1225 attempts. The balance enrolments by 230 candidates lapsed. 180 (14.69% of 1225) of these attempts were successful. The performance of candidates in the examination is summarised below:

### Illustration 1



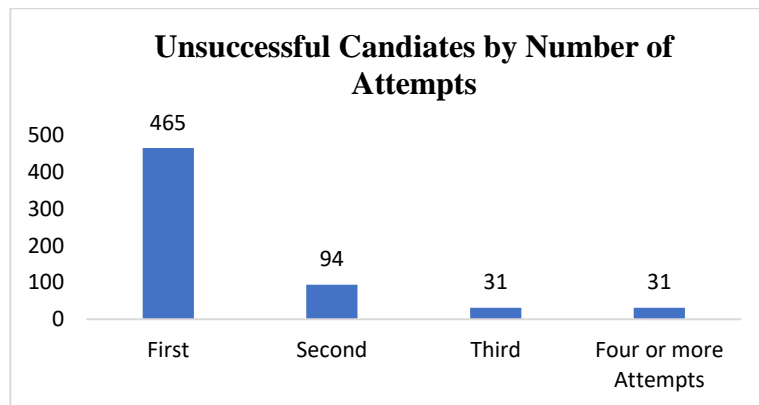
(ii) Out of the 180 (22.47% of 801) successful candidates, who did pass the examination, 89 (49.44%) passed in first attempt, and 45 (25.00%) passed in 2<sup>nd</sup> attempt, 19 (10.56%) passed in 3<sup>rd</sup> attempt, and 27 candidates (15.00%) took four or more attempts to pass the examination. A chart showing successful candidates by number of attempts is shown below:

### Illustration 2



(iii) 621 candidates took examination but could not clear it yet, out of which 465 (74.88 %) did not appear after first attempt and only 156 (25.12%) appeared twice and more than twice. A chart showing number of unsuccessful candidates by number of attempts is shown below:

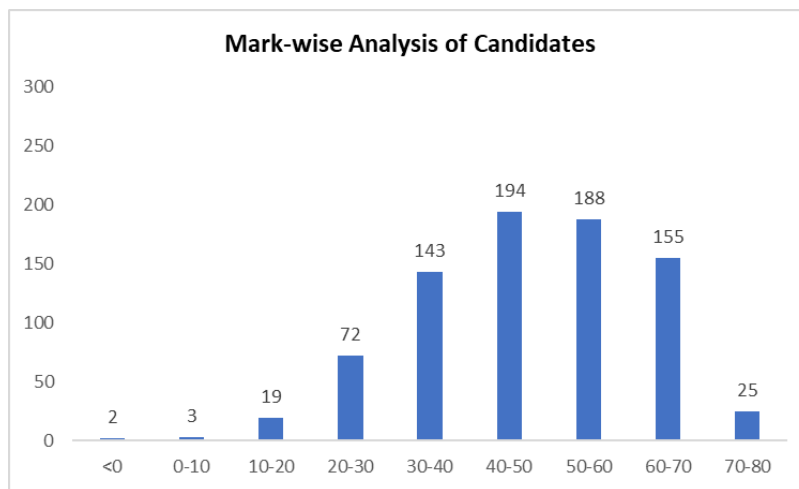
**Illustration-3**



**Score-wise Analysis**

(iv) Of the 801 candidates who took the examination, 29.84% of the candidates scored less than 40 marks; 24.22% of the candidates scored between 40-50 marks; 23.47% of candidates scored between 50-60; 19.35% scored between 60-70 marks and 3.12% scored between 70-80 marks. A chart showing performance of candidates, marks wise, is shown below:

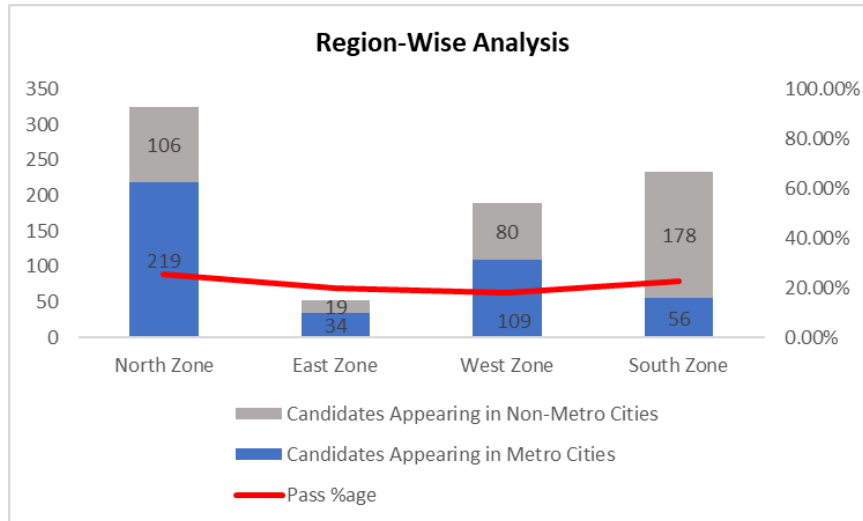
**Illustration 4**



**Region wise Analysis**

(v) A total 801 candidates appeared from 66 cities, and approximately 52.18% of the candidates appeared from a metro centre. Except South Zone, majority of candidates took examination from a test centre located in a metro city. Even with the variation in number of candidates appearing for the examination, the percentage of candidates passing the examination is fairly uniform over the regions as has been illustrated below:

**Illustration 5**



### Age-wise Analysis

(vi) Out of 180 passed candidates 6 candidates (3.33% of 180) are between the age group of 20-29 years. 32 candidates (17.78% of 180) are in the age group of 30-39 years. 64 candidates (35.56% of 180) are in the age group of 40-49 years. 50 candidates (27.77% of 180) are in the age group of 50-59 years. 26 candidates (14.44% of 180) are in the age group of 60-69 years. 2 candidates (1.11% of 180) are in the age group of 70-79 years. A chart showing the age-wise distribution of successful candidates is shown below:

**Illustration 6**

