

Insolvency and Bankruptcy Board of India

Subject: Status Note on Corporate Insolvency Resolution Process

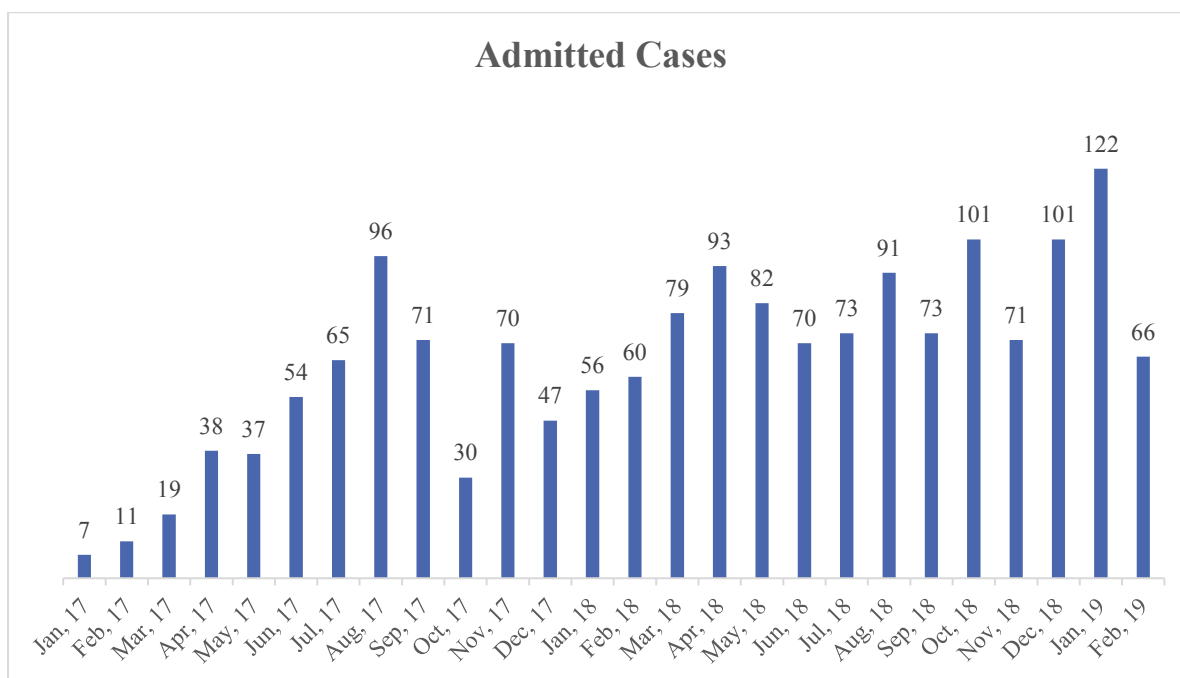
This note presents the details of the corporate insolvency resolution and liquidation processes since the commencement of the Insolvency and Bankruptcy Code, 2016.

2. As on 28th February, 2019, 1683 applications have been admitted, of which 146 were closed on appeal, review or settled, 79 were withdrawn u/s 12A, 88 yielded resolution while 351 resulted in liquidation. 1019 corporates were undergoing the resolution process, as indicated in Table 1.

Table 1: Corporate Insolvency Resolution Process:

Quarter	No. of CDs undergoing Resolution at the beginning of the Quarter	Admitted	Closure by				No. of Corporates undergoing Resolution at the end of the Quarter
			Appeal /Review/Settled	Withdrawal u/s 12A	Approval of Resolution Plan	Commencement of Liquidation	
Jan – Mar, 2017	0	37	1				36
Apr – Jun, 2017	36	129	8				157
July – Sept, 2017	157	232	18		2	8	361
Oct – Dec, 2017	361	147	38		7	24	439
Jan – Mar, 2018	439	195	20		11	59	544
Apr – Jun, 2018	544	245	20	1	14	51	703
Jul – Sept, 2018	703	237	29	27	32	86	766
Oct – Dec, 2018	766	273	7	36	14	77	905
Jan, 2019	906	122	4	5	3	17	998
Feb, 2019	999	66	1	10	5	29	1019
Total	NA	1683	146	79	88	351	1019

3. Month-wise admission of CIRPs by the Adjudicating Authority is as under:



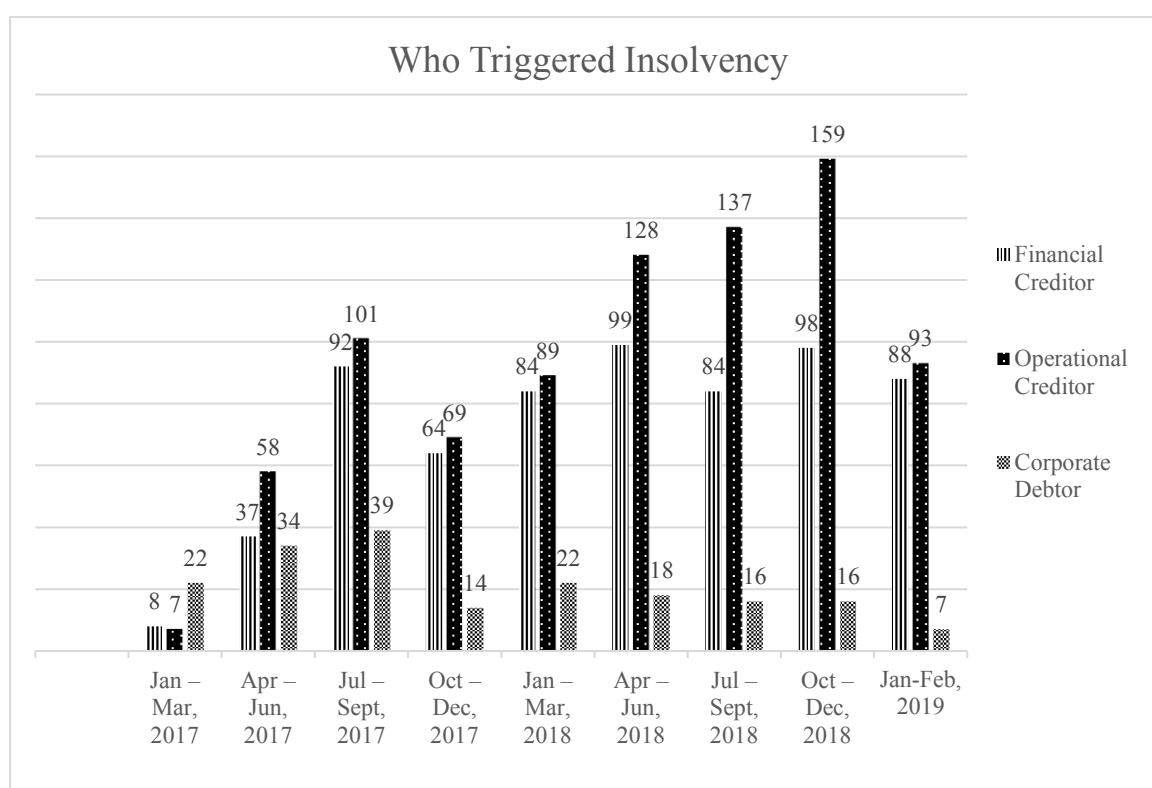
4. The categories of stakeholders who triggered resolution processes is given in Table 2. The number of CIRPs triggered by OCs is relatively more. When the insolvency resolution process came into existence, the corporate debtors were major stakeholders triggering insolvency. This phenomenon has perceptibly reduced, particularly after the notification of the Insolvency and Bankruptcy (Amendment) Act, 2017 on 23rd November, 2017.

Table 2: Initiation of Corporate Insolvency Resolution Process:

Quarter	No. of Resolutions Processes Initiated by			Total
	Financial Creditor	Operational Creditor	Corporate Debtor	
Jan – Mar, 2017	8	7	22	37
Apr – Jun, 2017	37	58	34	129
Jul – Sept, 2017	92	101	39	232

Oct – Dec, 2017	64	69	14	147
Jan – Mar, 2018	84	89	22	195
Apr – Jun, 2018	99	128	18	245
Jul – Sept, 2018	84	137	16	237
Oct – Dec, 2018	98	159	16	273
Jan-Feb, 2019	88	93	7	188
Total	654	841	188	1683

5. The distribution of CIRPs based on the stakeholder who triggered the insolvency is as under:



6. The Board also began disseminating data related to resolution and liquidation since 30th June, 2018. The data for CIRPs yielding resolution plans as on 31st December, 2018 has been placed on the website and the data for CIRPs yielding liquidation is being placed.

7. Of the 1683 corporates admitted into resolution process, 146 were closed on appeal, review or settled, 79 were withdrawn u/s 12A, 88 yielded resolution with different degrees of realization while 351 yielded liquidation.

8. Based on the information so far provided by the RPs, details of the 88 CIRPs resulting in resolution are enclosed in **Annexure-1**. The 88 CIRPs entailed total admitted claims of Rs. 142530 crore and such corporate debtors had liquidation value of Rs. 32870 crore. The total amount realizable under the approved resolution plans in 88 CIRPs is Rs. 68766 crore. Realization by financial creditors in comparison to liquidation value in the above CIRPs was 199.68%, while the realization by them in comparison to their admitted claims was 48.24%. Of these, 46 CIRPs were triggered by financial creditors, 24 by operational creditors and 18 by corporate debtors. Thirty-one amongst these corporate debtors were either under erstwhile BIFR/were not going concerns. The costs of these 88 CIRPs in comparison to the total realisation by creditors is 0.50%.

9. Based on the information so far provided by the RPs, details of the 351 CIRPs ending with liquidation orders are enclosed at **Annexure-2**. These 351 CIRPs entailed total admitted claims of Rs 241062 crore, and liquidation value of Rs. 17136 crore.

10. The distribution of 351 corporate debtors ending up with liquidation as on 28th February, 2019 is given in Table 3, detailed analysis for which has been carried out. Of these, 137 were triggered by financial creditors, 131 by operational creditors and 83 by corporate debtors. 253 of these were either in erstwhile BIFR or not going concerns.

Table 3: Distribution of Corporate Debtors Ending up with Liquidation as on 28th February, 2019¹.

State of the CD at the Commencement of CIRP	No. of CIRPs initiated by			
	FC	OC	CD	Total
Either in BIFR or Non-functional or both	91	99	63	253
Resolution Value \leq Liquidation Value	85	92	63	240
Resolution Value $>$ Liquidation Value	25	12	17	54

¹ Note 1: There were twenty-nine CIRPs, where CD was in BIFR or non-functional but had resolution value higher than liquidation value (LV).


Note 2: LV not available in 57 CIRPs that were closed by order of liquidation.

Note 3: Data for 13 liquidation cases is awaited from respective RP's.

11. Twelve large NPA accounts constituting a quarter of NPAs of the banking system were identified by the RBI and banks were advised to initiate insolvency proceedings in respect of these accounts. These together account for admitted claims of Rs. 348231.3 crore. Details of the 12 CIRPs are enclosed in **Annexure-3**. Of the 12 CIRPs, five ended with orders of resolution by the AA, one has been ordered for liquidation. The other cases are in various stages of CIRP. In one CIRP where resolution plan was approved earlier (Amtek Auto Ltd.), the successful resolution applicant had failed to implement the plan and the AA has directed reconstitution of CoC and issuance of notice to the other resolution applicant.

12. The details of the five large accounts from amongst the 12 that have undergone resolution are as under:

Name of Corporate Debtor	Claims of Financial Creditors Dealt Under Resolution			Realisable amount by all Claimants as a percentage of Liquidation Value	Resolution Applicant
	Amount Admitted (Amount Rs. in crore)	Amount Realisable (Amount Rs. in crore)	Realisable Amount as Percentage of Claims		
Electrosteel Steels Ltd.	13175	5320	40.38	183.45	Vedanta Ltd.
Bhushan Steel Ltd.	56022	35571	63.5	252.88	Bamnipal Steel Ltd.
Monnet Ispat & Energy Ltd.	11015	2892	26.26	123.35	Consortium of JSW and AION Investments Pvt. Ltd.
Essar Steel India Ltd.	54549.8	Order awaited	Order awaited	Order awaited	Arcelor Mittal India Pvt. Ltd.
Alok Industries Ltd.	30200.26	Order awaited	Order awaited	Order awaited	Joint Applicants: 1. Reliance Industries Limited 2. JM Financial Asset Reconstruction Company Ltd. 3. JMFARC - Trust



Corporate Insolvency Resolution Processes Yielding Resolution																										
Sl. No.	CD	Triggered by	NCLT Bench	Not Going Concern / Erstwhile BIFR (Yes / No)	Date of CIRP	Date of Application to NCLT for approval of Resolution plan	Date of NCLT Order approving Resolution	Average Period for Resolution	Total Admitted Claims	No. of FCs	Admitted Claims of FCs	No. of Ocs	Admitted Claims of Ocs	Liquidation Value	Total Realisable Amount by Claimants	Difference	Realisable Amount by FCs	Realisable Amount by Ocs	Realisation by FCs as % of their Claims Admitted	Realisation by Ocs as % of their Claims Admitted	Realisation as % of Claims Admitted	Realisation by FCs as % of the Liquidation Value	Realisation by Ocs as % of the Liquidation Value	(Amount in Rs. crore)		
																								Realisation as % of the Liquidation Value	Cost of Resolution	Realisation of cost to total realisation amount
1	Synergies Dooray Automotive Ltd.	CD	Hyderabad	Yes	23-01-2017	07-07-2017	02-08-2017	191	972.15	4	972.15	0	0.00	8.17	58.61	-50.44	54.70	3.91	5.63	NA	6.03	669.52	47.86	717.38	0.50	0.85
2	Chhaparia Industries Pvt. Ltd.	CD	Mumbai	Yes	24-02-2017	14-08-2017	29-09-2017	217	49.75	1	49.75	0	0.00	17.15	22.13	-4.98	20.60	1.53	41.41	NA	44.48	120.12	8.92	129.04	0.11	0.49
3	Prowess International Pvt. Ltd.	OC	Kolkata	No	20-04-2017	16-10-2017	17-10-2017	180	3.54	1	2.88	2	0.66	NC	3.53	#VALUE!	2.88	0.65	100.00	98.38	99.70	NA	NA	NA	0.15	4.25
4	Sree Metalik Ltd.	FC	Kolkata	Yes	30-01-2017	23-10-2017	07-11-2017	281	1289.73		1287.22		2.51	340.62	618.26	-277.64	607.31	10.95	47.18	436.17	47.94	178.30	3.21	181.51	1.91	0.31
5	West Bengal Essential Commodities Supply Corpn Ltd.	FC	Kolkata	No	29-05-2017	20-11-2017	20-11-2017	175	344.93		344.93		0.00	NC	185.84	#VALUE!	185.84	0.00	53.88	0.00	53.88	NA	NA	NA	0.41	0.22
6	Shirdi Industries Ltd.	CD	Mumbai	Yes	18-05-2017	02-11-2017	12-12-2017	208	695.74	14	673.88		21.86	103.05	182.72	-79.67	176.36	6.36	26.17	29.09	26.26	171.14	6.17	177.31	0.84	0.46
7	Hotel Gaudavan Pvt. Ltd.	FC	New Delhi	No	31-03-2017	10-10-2017	13-12-2017	257	70.68	3	70.44	4	0.24	36.12	45.00	-8.88	44.20	0.80	62.75	336.40	63.66	122.37	2.20	124.57	0.72	1.60
8	Nandan Hotels Ltd.	OC	Bengaluru	No	17-08-2017	01-12-2017	14-12-2017	119	1.10	0	0.00	0	1.10	NC	1.10	#VALUE!	0.00	1.10	0.00	99.82	99.82	NA	NA	NA	0.05	4.55
9	JEKPL Pvt. Ltd.	CD	Allahabad	No	17-03-2017	07-12-2017	15-12-2017	273	606.57	3	606.57	0	0.00	222.06	162.00	60.06	162.00	0.00	26.71	0.00	26.71	72.95	0.00	72.95	2.15	1.33
10	Trinity Auto Components Ltd.	CD	Mumbai	Yes	25-05-2017	01-11-2017	22-01-2018	242	17.38	16	17.38	233	0.00	20.82	23.63	-2.82	17.38	6.25	99.98	NA	135.95	83.49	30.04	113.53	0.07	0.30
11	Kalyanpur Cements Ltd.	OC	Kolkata	Yes	01-05-2017	24-01-2018	31-01-2018	275	631.95		131.05		500.90	119.74	348.00	-228.26	98.60	249.40	75.24	49.79	55.07	82.34	208.28	290.63	0.84	0.24
12	Palogix Infrastructure Pvt. Ltd.	FC	Kolkata	No	12-05-2017	07-02-2018	12-02-2018	276	158.39	5	154.39	1	4.00	48.86	75.67	-26.81	56.84	18.83	36.81	470.82	47.77	116.34	38.55	154.88	0.91	1.20
13	Shree Radha Raman Packaging Pvt. Ltd.	OC	New Delhi	No	28-04-2017	18-01-2018	15-02-2018	293	1.80	1	0.89	4	0.91	2.88	1.50	1.38	0.96	0.54	107.00	59.92	83.27	33.24	18.92	52.16	0.10	6.66
14	Kohinoor CTNL Infrastructure Company Pvt. Ltd.	FC	Mumbai	No	16-06-2017	29-12-2017	21-02-2018	250	2578.64	3	2528.40	126	50.25	329.90	2255.00	-1925.10	2246.00	9.00	88.83	17.91	87.45	680.81	2.73	683.54	3.65	0.16
15	Sharon Bio -Medicine Ltd.	FC	Mumbai	No	11-04-2017	04-01-2018	28-02-2018	323	917.92	12	891.38	737	26.54	182.69	296.78	-114.09	294.03	2.75	32.99	10.36	32.33	160.95	1.50	162.45	7.05	2.38
16	Burn Standard Company Ltd.	CD	Kolkata	Yes	31-05-2017	22-02-2018	06-03-2018	279	298.03	3	58.77	4042	239.26	593.00	304.73	288.27	65.47	239.26	111.40	100.00	102.25	11.04	40.35	51.39	0.25	0.08
17	Divya Jyoti Sponge Iron Pvt. Ltd.	FC	Kolkata	No	23-08-2017	19-02-2018	13-03-2018	202	80.36	5	77.20	5	3.16	16.83	36.22	-19.39	34.25	1.97	44.37	62.34	45.07	203.51	11.71	215.21	0.72	1.99
18	Propel Valves Pvt. Ltd.	OC	Chennai	No	11-08-2017	31-01-2018	19-03-2018	220	1.91	1	1.71		0.20	0.38	1.91	-1.53	1.71	0.20	99.87	100.00	99.88	450.00	52.88	502.88	0.17	8.93
19	Kalptaru Alloys Pvt. Ltd.	FC	Ahmedabad	Yes	05-09-2017	23-01-2018	20-03-2018	196	51.23	2	51.20	2	0.03	27.48	33.50	-6.02	31.60	1.90	61.72	6333.33	65.39	114.99	6.91	121.91	0.39	1.16
20	Haldia Coke and Chemicals Pvt. Ltd.	CD	Chennai	Yes	11-07-2017	21-03-2018	27-03-2018	259	343.69	5	343.69	0	0.00	6.61	98.50	-91.89	98.50	0.00	28.66	NA	28.66	1490.17	0.00	1490.17	0.65	0.66
21	Basai Steels and Power Pvt. Ltd.	OC	Hyderabad	Yes	19-07-2017	09-04-2018	13-04-2018	268	896.05	3	853.69	29	42.36	52.09	139.74	-87.65	125.81	13.93	14.74	32.88	15.60	241.52	26.74	268.27	0.18	0.13
22	Electrosteel Steels Ltd.	FC	Kolkata	No	21-07-2017	02-04-2018	17-04-2018	270	13958.36	26	13175.14	8999	783.22	2899.98	5320.00	-2420.02	5320.00	0.00	40.38	0.00	38.11	183.45	0.00	183.45	21.44	0.40
23	MBL Infrastructure Ltd.	FC	Kolkata	No	30-03-2017	30-11-2017	18-04-2018	384	1506.87	20	1428.21	1149	78.66	269.90	1814.56	-1544.66	1597.13	217.43	111.83	276.43	120.42	591.75	80.56	672.31	2.80	0.15
24	Raj Oil Mills Ltd.	CD	Mumbai	Yes	10-07-2017	16-01-2018	19-04-2018	283	612.59	18	243.19	326	369.40	22.83	62.26	-39.43	55.87	6.39	22.97	1.73	10.16	244.72	27.99	272.71	0.66	1.06
25	Ved Cellulose Ltd.	FC	New Delhi	No	30-06-2017	02-04-2018	14-05-2018	318	29.21		24.51		4.70	13.26	14.47	-1.21	14.47	0.00	59.04	0.00	49.53	109.15	0.00	109.15	0.06	0.41
26	Bhushan Steel Ltd.	FC	New Delhi	No	26-07-2017	23-03-2018	15-05-2018	293	57505.05	53	56022.06	1075	1482.99	14541.00	36771.32	-22230.32	35571.00	1200.32	63.49	80.94	63.94	244.63	8.25	252.88	32.31	0.09
27	BJN Hotels Ltd	FC	Bengaluru	No	25-09-2017	21-03-2018	04-06-2018	252	135.80	1	134.18	4	1.62	24.15	30.00	-5.85	29.92	0.08	22.30	4.94	22.09	123.89	0.33	124.22	0.43	1.43
28	Wig Associates Pvt. Ltd.	CD	Mumbai	No	24-08-2017	26-04-2018	04-06-2018	284	17.82	1	10.67	1	7.15	0.87	3.65	-2.78	3.55	0.10	33.27	1.43	20.50	408.05	11.79	419.84	0.09	2.46
29	Nutri First Agro International Pvt. Ltd.	OC	Mumbai	No	31-07-2017	20-04-2018	08-06-2018	312	15.18	1	13.83	3	1.35	10.21	15.02	-4.81	13.83	1.19	100.00	88.15	98.95	135.46	11.66	147.11	0.14	0.93
30	Master Shipyard Pvt. Ltd. (Data tentative)	OC	Chennai	No	21-12-2017	14-06-2018	15-06-2018	176	0.43	1	0.004	8	0.43	3.78	0.43	3.35	0.004	0.43	100.00	100.00	100.00	0.11	11.38	11.48	0.04	10.30
31	MOR Farms Pvt. Ltd	FC	Chandigarh	No	04-09-2017	27-02-2018	15-06-2018	284	32.52	2	32.52	0	0.00	3.91	9.25	-5.34	9.25	0.00	28.44	NA	28.44	236.57	0.00	236.57	0.54	5.84
32	Datre Corporation Ltd.	FC	Kolkata	Yes	20-09-2017	16-04-2018	22-06-2018	275	84.86	5	84.86	68	0.00	9.07	9.80	-0.73	9.22	0.58	10.86	0.00	11.55	101.65	6.39	108.05	0.16	1.63
33	Orissa Manganese & Minerals Ltd.	FC	Kolkata	No	03-08-2017	01-05-2018	22-06-2018	323	5414.49	17	5388.54	90	25.95	301.02	317.79	-16.77	310.00	7.79	5.75	30.02	5.87	102.98	2.59	105.57	17.31	5.45

Sl. No.	CD	Triggered by	NCLT Bench	Not Going Concern / Erstwhile BIFR (Yes / No)	Date of CIRP	Date of Application to NCLT for approval of Resolution plan	Date of NCLT Order approving Resolution	Average Period for Resolution	Total Admitted Claims	No. of FCs	Admitted Claims of FCs	No. of Ocs	Admitted Claims of OCs	Liquidation Value	Total Realisable Amount by Claimants	Difference	Realisable Amount by FCs	Realisable Amount by OCs	Realisation by FCs as % of their Claims Admitted	Realisation on OCs as % of their Claims Admitted	Realisation as % of Claims Admitted	Realisation by FCs as % of the Liquidation Value	Realisation by OCs as % of the Liquidation Value	Realisation as % of the Liquidation Value	Cost of Resolution	Realisation of cost to total realisation amount
34	Ellora Paper Mills Ltd.	FC	Mumbai	No	19-07-2017	13-04-2018	26-06-2018	342	44.35	3	7.60	51	36.75	3.88	7.23	-3.35	5.40	1.83	71.05	4.98	16.30	139.18	47.16	186.34	0.29	4.01
35	Marmagoa Steel Ltd.	CD	Mumbai	Yes	20-03-2017	13-12-2017	02-07-2018	469	342.20	2	120.58	176	221.62	34.54	55.01	-20.47	31.05	23.96	25.75	10.81	16.08	89.90	69.37	159.26	1.90	3.45
36	A Power Himalayas Ltd.	FC	Chandigarh	No	03-11-2017	12-03-2018	05-07-2018	244	112.39	3	55.60	47	56.79	6.31	47.30	-40.99	23.13	24.17	41.60	42.56	42.09	366.56	383.04	749.60	0.19	0.40
37	Keti Highway Developers Pvt. Ltd.	FC	Ahmedabad	No	17-08-2017	11-05-2018	10-07-2018	327	78.71	4	76.57	13	2.14	10.28	18.78	-8.50	18.50	0.28	24.16	13.08	23.86	179.96	2.72	182.68	1.17	6.23
38	Zion Steel Ltd.	FC	Kolkata	No	03-08-2017	06-07-2018	10-07-2018	341	5368.17	16	5367.02	16	1.15	14.55	15.00	-0.45	15.00	0.00	0.28	0.00	0.28	103.09	0.00	103.09	0.97	6.47
39	Yashraj Ethanol Processing Pvt. Ltd.	FC	Mumbai	No	20-07-2017	12-04-2018	13-07-2018	358	99.21	4	82.57	74	16.64	12.40	17.59	-5.19	14.67	2.92	17.77	17.55	17.73	118.31	23.55	141.85	0.49	2.79
40	Adhunik Metaliks Ltd.	FC	Kolkata	No	03-08-2017	06-07-2018	17-07-2018	348	5648.13	18	5371.23	459	276.90	431.50	443.63	-12.13	410.00	33.63	7.63	12.15	7.85	95.02	7.79	102.81	16.39	3.69
41	The Sirpur Paper Mills Ltd.	OC	Hyderabad	Yes	18-09-2017	29-05-2018	19-07-2018	304	636.93	5	533.38	547	103.55	202.76	349.50	-146.74	340.00	9.50	63.74	9.17	54.87	167.69	4.69	172.37	2.23	0.64
42	Stesalit Ltd.	OC	Kolkata	No	20-11-2017	13-07-2018	20-07-2018	242	76.73	2	49.73	392	27.00	15.06	21.87	-6.81	19.28	2.59	38.77	9.59	28.50	128.02	17.20	145.22	0.51	2.33
43	Admiron Life Sciences Pvt. Ltd.	CD	Hyderabad	No	28-07-2017	20-03-2018	24-07-2018	361	78.73	2	72.46	144	6.27	42.50	50.70	-8.20	50.70	0.00	69.97	0.00	64.40	119.29	0.00	119.29	0.18	0.36
44	Monnet Ispat & Energy Ltd.	FC	Mumbai	No	18-07-2017	13-04-2018	24-07-2018	371	11478.08	40	11014.91	133	463.17	2365.00	2917.12	-552.12	2892.12	25.00	26.26	5.40	25.41	122.29	1.06	123.35	10.81	0.37
45	Paragon Steels Pvt. Ltd.	FC	Chennai	No	15-09-2017	10-07-2018	24-07-2018	312	183.22	1	181.75	29	1.47	37.71	41.60	-3.89	41.50	0.10	22.83	6.80	22.70	110.05	0.27	110.32	0.39	0.94
46	S M M Steel Re-Rolling Mills Pvt. Ltd.	FC	Chennai	No	15-09-2017	10-07-2018	24-07-2018	312	41.50	1	41.46	7	0.04	1.80	1.61	0.19	1.60	0.01	3.86	25.00	3.88	88.89	0.56	89.44	0.15	9.32
47	Amtek Auto Ltd.	FC	Chandigarh	No	24-07-2017	16-04-2018	25-07-2018	366	12811.50	99	12605.00	927	206.50	4129.00	4385.34	-256.34	4334.00	51.34	34.38	24.86	34.23	104.96	1.24	106.21	29.15	0.66
48	Concord Hospitality Pvt. Ltd	FC	Chandigarh	No	04-08-2017	01-05-2018	25-07-2018	355	83.21	3	47.86	18	35.35	107.72	83.21	24.51	47.86	35.35	100.00	100.00	100.00	44.43	32.82	77.25	1.01	1.21
49	Mohan Aromatics Pvt. Ltd.	FC	Mumbai	No	18-10-2017	22-05-2018	25-07-2018	280	10.65	2	10.65	0	0.00	3.75	4.72	-0.97	4.72	0.00	44.32	-	44.32	125.87	0.00	125.87	0.21	4.45
50	Frontline Printers Pvt. Ltd.	FC	Chennai	No	02-11-2017	29-06-2018	30-07-2018	270	62.90	1	62.90	0	0.00	19.55	19.55	0.00	19.55	0.00	31.08	-	31.08	100.00	0.00	100.00	0.16	0.82
51	S.M. Dyechem Ltd.	CD	Mumbai	Yes	13-10-2017		30-07-2018	290	2.12		0.00		2.12	NA	2.12	#VALUE!	0.00	2.12	-	100.00	100.00	-	-	-	0.08	3.77
52	Amit Spinning Industries Ltd.	FC	New Delhi	Yes	01-08-2017	01-05-2018	31-07-2018	364	142.63	3	85.95	14	56.68	25.96	28.20	-2.24	22.04	6.16	25.64	10.87	19.77	84.90	23.73	108.63	0.67	2.38
53	Southern Cooling Tower Pvt. Ltd.	OC	Kolkata	No	07-02-2018	16-07-2018	06-08-2018	180	17.09	1	15.82	3	1.27	23.83	16.63	7.20	15.82	0.81	100.00	63.78	97.31	66.39	3.40	69.79	0.17	1.02
54	Shakti Nutraceuticals Pvt. Ltd.	FC	Ahmedabad	Yes	28-08-2017	01-07-2018	09-08-2018	346	1.12	1	1.11	1	0.01	0.00	1.19	-1.19	1.18	0.01	106.31	100.00	106.27	-	-	-	0.02	1.35
55	Quantum Ltd.	FC	Mumbai	Yes	29-05-2017	03-04-2018	10-08-2018	438	32.18	9	32.18	0	0.00	19.20	32.18	-12.98	32.18	0.00	100.00	0.00	100.00	167.60	0.00	167.60	0.38	1.18
56	Jalan Intercontinental Hotels Pvt. Ltd.	FC	Kolkata	No	29-08-2017	09-08-2018	24-08-2018	360	170.66	5	167.10	5	3.56	103.00	110.46	-7.46	108.82	1.64	65.12	46.07	64.73	105.65	1.59	107.24	1.99	1.80
57	Arcee Ispat Udyog Ltd.	FC	Chandigarh	Yes	30-08-2017	29-05-2018	30-08-2018	365	64.03	2	64.03	0	0.00	6.99	15.10	-8.11	15.10	0.00	23.58	0.00	23.58	216.02	0.00	216.02	0.13	0.86
58	NSR Steels Pvt. Ltd.	FC	Chennai	Yes	24-11-2017		30-08-2018	279	92.81		88.95		3.86	NA	14.04	#VALUE!	13.58	0.46	15.27	1.00	15.13	-	-	-	0.09	0.64
59	Vangal Amman Health Services Ltd.	FC	Chennai	Yes	22-11-2017		30-08-2018	281	47.75		46.68		1.07	55.05	47.43	7.62	46.65	0.78	99.94	2.00	99.33	84.74	1.42	86.16	0.61	1.29
60	Recorders and Medicare Systems Pvt. Ltd.	CD	Chandigarh	No	16-03-2017	26-03-2018	14-09-2018	547	109.47		103.16		6.31	14.83	47.57	-32.74	45.29	2.28	43.90	3.00	43.45	305.39	15.37	320.77	1.10	2.31
61	Malabar Hotels Pvt. Ltd.	OC	Chennai	No	16-08-2017	22-06-2018	17-09-2018	397	35.64	2	33.76	30	1.88	89.93	38.60	51.33	33.76	4.84	100.00	257.45	108.31	37.54	5.38	42.92	0.27	0.71
62	Orchid Pharma Ltd.	OC	Chennai	No	17-08-2017	02-07-2018	17-09-2018	396	3457.99	24	3341.55	3518	116.44	1309.49	1342.22	-32.73	1292.22	50.00	38.67	42.94	38.82	98.68	3.82	102.50	7.29	0.54
63	Assam Company India Ltd.	FC	Guwahati	No	26-10-2017	24-08-2018	20-09-2018	329	1526.95	14	1379.17	336	147.78	359.91	1019.53	-659.62	884.00	135.53	64.10	91.71	66.77	245.62	37.66	283.27	2.95	0.29
64	Dooteria & Kalej Valley Tea Estate Pvt. Ltd.	OC	Kolkata	Yes	12-12-2017	04-09-2018	26-09-2018	288	17.28	4	15.89	38	1.39	4.23	21.41	-17.18	15.89	5.52	100.00	397.12	123.90	375.83	130.56	506.39	0.42	1.96
65	Rajpur Hydro Power Pvt. Ltd.	FC	Chandigarh	No	11-07-2017	04-04-2018	27-09-2018	443	76.73	2	75.23		1.50	31.95	9.45	22.50	9.45	0.00	12.56	0.00	12.32	29.58	0.00	29.58	0.65	6.88
66	Bhadravati Balaji Oil Palms Ltd.	OC	Bengaluru	Yes	22-11-2017	10-09-2018	28-09-2018	310	31.70	3	30.05	38	1.65	18.47	24.15	-5.68	22.88	1.27	76.14	76.97	76.18	123.88	6.88	130.75	0.19	0.79
67	Quality Rice Exports Pvt. Ltd.	OC	Chandigarh	Yes	28-02-2018	27-08-2018	04-10-2018	218	29.58	1	23.88	37	5.70	7.40	10.86	-3.46	10.86	0.00	45.48	0.00	36.71	146.76	0.00	146.76	0.22	2.03
68	Cosmic Ferro Alloys Ltd.	FC	Kolkata	No	16-01-2018	21-09-2018	11-10-2018	268	281.58	35	194.66	101	86.92	69.18	126.23	-57.05	91.94	34.29	47.23	39.45	44.83	132.90	49.57	182.47	21.70	17.19
69	Universal Power Transformers Pvt. Ltd.	OC	Bengaluru	Yes	26-02-2018	08-08-2018	11-10-2018	227	52.07	2	37.82	178	14.25	12.47	13.50	-1.03	13.5	0	35.70	0.00	25.93	108.26	0.00	108.26	0.37	2.74

Sl. No.	CD	Triggered by	NCLT Bench	Not Going Concern / Erstwhile BIFR (Yes / No)	Date of CIRP	Date of Application to NCLT for approval of Resolution plan	Date of NCLT Order approving Resolution	Average Period for Resolution	Total Admitted Claims	No. of FCs	Admitted Claims of FCs	No. of Ocs	Admitted Claims of OCs	Liquidation Value	Total Realisable Amount by Claimants	Difference	Realisable Amount by FCs	Realisable Amount by OCs	Realisation by FCs as % of their Claims Admitted	Realisation by OCs as % of their Claims Admitted	Realisation as % of Claims Admitted	Realisation by FCs as % of the Liquidation Value	Realisation by OCs as % of the Liquidation Value	Realisation as % of the Liquidation Value	Cost of Resolution	Realisation of cost to total realisation amount	
70	Sun Paper Mill Ltd.	OC	Chennai	No	15-11-2017	10-10-2018	16-10-2018	335	23.78	1	20.99	15	2.79	163.19	21.39	141.80	20.99	0.4	100.00	14.34	89.95	12.86	0.25	13.11	0.46	2.15	
71	ConnectM Technology Solutions Pvt. Ltd.	OC	Bengaluru	No	29-01-2018	15-05-2018	17-10-2018	261	2.52	1	0.9	4	1.62	0.01	1.22	-1.21	0.9	0.32	100.00	19.75	48.41	9000.00	3200.00	12200.00	0.08	6.56	
72	Fenace Auto Ltd.	OC	New Delhi	No	15-11-2017	09-08-2018	17-10-2018	336	505.66	4	483.41	234	22.25	104.8	131.20	-26.40	127.44	3.76	26.36	16.90	25.95	121.60	3.59	125.19	2.65	2.02	
73	Rave Scans Pvt. Ltd.	CD	New Delhi	Yes	25-01-2017	16-03-2018	17-10-2018	630	128.76	15	122.22	0	6.54	36	53.26	-17.26	52.64	0.62	43.07	9.48	41.36	146.22	1.72	147.94	0.66	1.24	
74	Parte Casters Pvt. Ltd.	CD	Mumbai	No	14-08-2017	09-05-2018	22-10-2018	434	8.71	14	6.3	13	2.41	1.3	2.27	-0.97	1.79	0.48	28.41	19.92	26.06	137.69	36.92	174.62	0.15	6.61	
75	Manor Floatel Ltd.	FC	Kolkata	No	10-01-2018	05-10-2018	30-10-2018	293	36.97	1	34.46	64	2.51	3.86	6.05	-2.19	6	0.05	17.41	1.99	16.36	155.44	1.30	156.74	0.36	5.95	
76	Rishi Ganga Power Corporation Ltd.	FC	Chandigarh	Yes	25-01-2018	13-08-2018	13-11-2018	292	164.35	3	159.64	1	4.71	15.38	45.62	-30.24	45.12	0.5	28.26	10.62	27.76	293.37	3.25	296.62	0.72	1.58	
77	Binani Cements Ltd.	FC	Kolkata	Yes	25-07-2017	31-05-2018	14-11-2018	477	7202.36	12	6469.36	4455	733	2300.7	7103.00	-4802.30	6469.36	633.64	100.00	86.44	98.62	281.19	27.54	308.73	115.91	1.63	
78	AGP Steels Pvt. Ltd.	CD	Hyderabad	No	21-09-2017	31-05-2018	28-11-2018	433	3.07	1	3.07	0	0	2.25	2.65	-0.40	2.65	0	86.32	-	86.32	117.78	0.00	117.78	0.19	7.17	
79	Adhunik Alloys & Power Ltd.	FC	Kolkata	No	23-08-2017	25-11-2018	07-12-2018	471	771.65	7	756.71	34	14.94	174.97	409.87	-234.90	397	12.87	52.46	86.14	53.12	226.90	7.36	234.25	12.3	3.00	
80	Vardhman Industries Ltd.	CD	New Delhi	No	16-11-2017	13-08-2018	19-12-2018	398	139.14	3	133.84	13	5.3	62.07	63.50	-1.43	62.5	1	46.70	18.87	45.64	100.69	1.61	102.30	1.12	1.76	
81	Venky Hi-Tech Ispat Ltd.	FC	Kolkata	Yes	08-05-2018	01-01-2019	08-01-2019	245	50.06	2	31.7	7	18.36	8.8	12.30	-3.50	11.2	1.1	35.33	5.99	24.57	127.27	12.50	139.77	0.29	2.36	
82	BSR Diagnostics Ltd.	FC	Mumbai		29-09-2017		22-01-2019	480																			
83	Merchem Ltd.	OC	Chennai	Yes	15-01-2018	26-09-2018	23-01-2019	373	339.68	6	278.66	527	61.02	86.52	111.42	-24.90	109.82	1.6	39.41	2.62	32.80	126.93	1.85	128.78	3.78	3.39	
84	Sunil Ispat & Power Ltd.	FC	Kolkata	Yes	31-07-2018	18-01-2019	08-02-2019	192	358.73	5	338.9	3	19.83	19.89	30.50	-10.61	30.5	0	9.00	0.00	8.50	153.34	0.00	153.34	0.32	1.05	
85	Naachair Paper Boards Pvt. Ltd.	OC	Chennai		20-12-2017		08-02-2019	415																			
86	Swadisht Oil Pvt. Ltd.	OC	Allahabad	No	15-05-2017	01-01-2019	13-02-2019	639	68.20	5	58.66	14	9.54	44.09	64.60	-20.51	58.66	5.94	100.00	62.26	94.72	133.05	13.47	146.52	0.73	1.13	
87	Fortune Pharma Pvt. Ltd.	CD	Mumbai		28-08-2017		20-02-2019	541	0.00						0.00												
88	Bafna Pharmaceuticals Pvt. Ltd.	OC	Chennai	No	16-07-2018	14-01-2019	01-02-2019	200	55.76	5	49.23	19	6.53	28	43.63	-15.63	34.46	9.17	70.00	140.43	78.25	123.07	32.75	155.82	0.16	0.37	
	Total							316	142530	626	136062	29643	6469	32870	68766		65635	3131	48.24	48.41	48.25	199.68	9.53	209.20	343.18	0.50	
<i>OC= Operational Creditor, CD= Corporate Debtor, FC= Financial Creditor, NC= Not Calculated, Resolution Amount =Amount realisable by creditors (not on NPV basis)</i>																											
<i>Data for 3 cases awaited</i>																											
<i>Provisional data as provided by IRP/RPs</i>																											

ANNEXURE- 2

Corporate Insolvency Resolution Processes Ending With Order of Liquidation														
(Amount in Rs. crore)														
Sl. No.	Name of Corporate Debtor	Initiated by	NCLT Bench	Not Going Concern / Erstwhile BIFR (Yes / No)	Date of Commencement of Insolvency	Date of Order of Liquidation	Days	Total Admitted Claims During CIRP	Admitted claims of FCs During CIRP	Admitted Claims of OCs during CIRP	Liquidation Value	No. of Resolution Plans received	Highest Resolution Value Proposed	Cost
1	2	3	4	5	6	7	Days	8	9	10	11	12	13	14
1	Bhupen Electronic Ltd.	FC	Mumbai	Yes	19-01-2017	31-07-2017	193	219.06	219.06	0.00	20.13	0	0.00	0.140
2	Wind -Ways Packaging Pvt. Ltd.	OC	Mumbai	Yes	07-04-2017	04-08-2017	119	16.36	14.74	1.62	0.74	0	0.00	0.020
3	REI Agro Ltd.	OC	Kolkata	Yes	27-02-2017	24-08-2017	178	8625.86	8624.97	0.89	341.19	0	0.00	2.760
4	VNR Infrastructures Ltd.	CD	Hyderabad	Yes	10-02-2017	24-08-2017	195	1250.35	1102.35	148.00	30.21	1	426.00	0.230
5	Hind Motors Ltd.	CD	Chandigarh	Yes	14-02-2017	28-08-2017	195	7.01	6.39	0.62	1.02	1	0.00	0.020
6	Hind Motors India Ltd.	CD	Chandigarh	Yes	09-03-2017	12-09-2017	187	41.35	40.61	0.74	15.62	1	0.00	0.050
7	Hind Motors Mohali Pvt. Ltd.	CD	Chandigarh	Yes	20-02-2017	12-09-2017	204	3.51	3.51	0.00	2.19	1	0.00	0.020
8	VNR Infra Metals Pvt. Ltd.	CD	Hyderabad	Yes	03-03-2017	22-09-2017	203	101.15	101.15	0.00	0.00	1	18.00	0.030
9	Blossom Oils & Fats Ltd.	CD	Hyderabad	Yes	22-03-2017	10-10-2017	202	413.22	411.35	1.87	16.44	1	10.00	0.048
10	Helpline Hospitality Pvt. Ltd.	OC	New Delhi	Yes	24-04-2017	11-10-2017	170	0.00	0.00	0.00	NC	0	0.00	0.022
11	Nicco Corporation Ltd.	CD	Kolkata	Yes	18-01-2017	17-10-2017	272	414.36	367.07	47.29	173.24	1	377.28	2.517
12	Stewarts & Lloyds of India Ltd.	CD	Kolkata	Yes	01-05-2017	26-10-2017	178	64.26	0.00	64.26	26.56	0	0.00	0.256
13	Hada Textile Industries Ltd. *	CD	Kolkata	Yes	-	13-11-2017	0	0.00	0.00	0.00	0.00	0	0.00	N/A
14	Keshav Sponge & Energy Pvt. Ltd.	CD	Kolkata	Yes	16-02-2017	14-11-2017	271	107.64	106.35	1.29	32.73	2	57.00	0.296
15	Abhayam Trading Ltd.	FC	Chennai	Yes	31-05-2017	17-11-2017	170	11.20	11.03	0.17	0.89	0	0.00	0.073
16	DCS International Pvt. Ltd.	CD	Bengaluru	Yes	10-07-2017	17-11-2017	130	9.98	3.20	6.78	0.85	0	0.00	0.075
17	Swift Shipping and Freight Logistics Pvt. Ltd.	CD	Mumbai	Yes	19-04-2017	20-11-2017	215	0.00	0.00	0.00	0.36	0	0.00	0.031
18	Oasis Textiles Ltd.	FC	Ahmedabad	Yes	31-05-2017	22-11-2017	175	1.62	1.59	0.03	0.00	0	0.00	0.034
19	Pooja Tex-Prints Pvt. Ltd.	OC	Ahmedabad	Yes	29-03-2017	29-11-2017	245	0.19	0.00	0.19	0.09	2	0.09	0.040
20	Shree Rajeshwar Weaving Mills Pvt. Ltd.	CD	Mumbai	Yes	02-03-2017	05-12-2017	278	18.20	15.83	2.37	1.55	0	0.00	0.054
21	U.B. Engineering Ltd.	CD	Mumbai	Yes	18-01-2017	05-12-2017	321	484.82	373.33	111.49	106.02	1	45.00	0.679
22	24 X 7 Learning Pvt. Ltd.	CD	Bengaluru	Yes	28-04-2017	06-12-2017	222	9.46	2.15	7.31	1.08	0	0.00	N/A
23	Innoventive Industries Ltd.	FC	Mumbai	No	17-01-2017	08-12-2017	325	1496.90	1413.50	83.40	144.00	2	287.40	4.010
24	Micro Forge (India) Ltd.	CD	Ahmedabad	Yes	29-05-2017	12-12-2017	197	97.15	97.15	0.00	0.03	0	0.00	0.030
25	New-Tech Forge and Foundary Ltd.	CD	Ahmedabad	Yes	29-05-2017	12-12-2017	197	467.25	445.56	21.69	35.65	0	0.00	0.163
26	Ajudhia Distributors Pvt. Ltd.	OC	Kolkata	Yes	01-05-2017	15-12-2017	228	5.56	5.08	0.48	NC	0	0.00	0.043
27	R G Shaw & Sons Pvt. Ltd.	FC	Kolkata	Yes	12-04-2017	15-12-2017	247	80.34	80.34	0.00	NC	0	0.00	0.144
28	Advantage Projects & Consultants Pvt. Ltd.	FC	New Delhi	Yes	30-05-2017	18-12-2017	202	1.53	1.53	0.00	0.10	0	0.00	0.044
29	JODPL Pvt. Ltd.	CD	Allahabad	No	17-03-2017	18-12-2017	276	3011.00	3011.00	0.00	579.50	0	0.00	2.110
30	New-Tech Fittings Pvt. Ltd.	CD	Ahmedabad	Yes	23-05-2017	18-12-2017	209	11.54	9.17	2.37	0.00	0	0.00	0.104
31	Eolane Electronics Bangalore Pvt. Ltd.	CD	Bengaluru	Yes	31-08-2017	20-12-2017	111	9.34	0.00	9.34	12.99	0	0.00	1.070
32	Wegilant Net Solutions Pvt. Ltd.	OC	Allahabad	Yes	28-07-2017	21-12-2017	146	4.65	4.49	0.16	0.25	0	0.00	0.017
33	Gupta Coal India Pvt. Ltd.	CD	Mumbai	No	09-03-2017	01-01-2018	298	3894.80	3408.96	485.84	250.10	0	0.00	0.844
34	Auro Mira Energy Company Pvt. Ltd.	CD	Chennai	Yes	19-06-2017	04-01-2018	199	128.84	128.84	0.00	9.65	0	0.00	0.119
35	Esskay Motors Pvt. Ltd.	FC	Mumbai	Yes	29-06-2017	08-01-2018	193	23.29	13.80	9.49	0.09	0	0.00	0.300
36	Gujarat NRE Coke Ltd.	CD	Kolkata	No	07-04-2017	11-01-2018	279	5250.85	3641.16	1609.69	351.00	1	420.00	2.020
37	Thirupur Surya Hitec Apparel Pvt. Ltd.	CD	Chennai	No	14-06-2017	11-01-2018	211	192.50	151.19	41.31	39.78	0	0.00	0.230
38	Tirupur Suriya Textiles Pvt. Ltd.	CD	Chennai	Yes	14-06-2017	11-01-2018	211	230.41	165.88	64.53	74.01	0	0.00	0.770
39	Orion Kuries and Loans Pvt. Ltd.	FC	Chennai	Yes	10-07-2017	15-01-2018	189	2.78	2.76	0.02	0.15	1	0.30	0.040
40	Radheshyam Fibres Pvt. Ltd.	FC	Ahmedabad	Yes	07-08-2017	15-01-2018	161	47.64	47.64	0.00	17.88	0	0.00	0.050
41	Gujarat Oleo Chem Ltd.	CD	Ahmedabad	Yes	13-04-2017	17-01-2018	279	206.42	206.04	0.38	14.45	0	0.00	0.260
42	Roofit Industries Ltd.	CD	Mumbai	Yes	28-06-2017	22-01-2018	208	3943.40	3921.53	21.87	49.52	0	0.00	0.413
43	Mahaan Proteins Ltd.	OC	New Delhi	Yes	27-06-2017	23-01-2018	210	57.39	48.26	9.13	10.70	0	0.00	0.960

44	Boss Profiles Ltd.	OC	Chennai	Yes	11-08-2017	24-01-2018	166	338.75	338.75	0	9.8	0	0	0.02
45	Jackonblock Facility Services Pvt. Ltd.	OC	Bengaluru	Yes	17-04-2017	24-01-2018	282	1.63	0.73	0.90	0.02	0	0.00	0.064
46	Raman Ispat Pvt. Ltd.	CD	Allahabad	Yes	11-04-2017	31-01-2018	295	11.44	11.44	0.00	4.36	1	12.23	0.013
47	Gupta Corporation Pvt. Ltd.	CD	Mumbai	No	03-04-2017	01-02-2018	304	3561.00	3430.00	131.00	172.00	0	0.00	0.660
48	Best Deal TV Pvt. Ltd.	OC	Mumbai	Yes	05-05-2017	02-02-2018	273	14.38	0.06	14.32	0.17	0	0.00	0.156
49	Dev Cotex Pvt. Ltd.	CD	Ahmedabad	Yes	21-08-2017	05-02-2018	168	12.44	12.44	0.00	1.68	0	0.00	0.037
50	Ruby Cables Ltd.	CD	Ahmedabad	Yes	02-08-2017	05-02-2018	187	20.34	20.33	0.01	10.44	0	0.00	0.029
51	Somnath Textile Pvt. Ltd.	CD	Ahmedabad	Yes	28-07-2017	05-02-2018	192	47.95	47.95	0.00	8.06	0	0.00	0.098
52	Diamond Polymers Pvt. Ltd.	OC	Kolkata	Yes	09-08-2017	06-02-2018	181	2.70	0.00	2.70	1.40	0	0.00	N/A
53	Dunn Foods Pvt. Ltd.	CD	Chandigarh	Yes	02-05-2017	06-02-2018	280	135.91	89.26	46.65	28.86	1	0.00	0.132
54	MM Cargo Container Line Pvt. Ltd.	OC	New Delhi	No	27-07-2017	06-02-2018	194	0.24	0.00	0.24	0.59	1	0.22	0.032
55	Asian Natural Resources (India) Ltd.	FC	Ahmedabad	Yes	23-05-2017	09-02-2018	262	1363.62	781.46	582.16	5.86	0	0.00	N/A
56	Sri Maharaja Oil Imports and Exports India Pvt. Ltd.	FC	Chennai	Yes	04-08-2017	09-02-2018	189	73.14	73.14	0.00	82.99	0	0.00	0.233
57	Jenson & Nicholson (India) Ltd.	FC	Kolkata	Yes	07-08-2017	12-02-2018	189	2898.77	2817.00	81.77	35.37	0	0.00	N/A
58	Rolex Cycles Pvt. Ltd.	OC	Chandigarh	Yes	13-07-2017	13-02-2018	215	43.31	40.82	2.49	20.53	0	0.00	0.089
59	Clutch Auto Ltd.	CD	New Delhi	Yes	10-04-2017	15-02-2018	311	484.52	477.82	6.70	46.06	2	57.00	0.469
60	Ultra Drytech Engineering Ltd.	CD	Mumbai	Yes	06-03-2017	19-02-2018	350	28.08	21.16	6.92	16.11	0	0.00	0.149
61	Infinity Fab Engineering Co. Pvt. Ltd.	OC	Bengaluru	Yes	27-06-2017	20-02-2018	238	12.22	8.61	3.61	1.34	1	21.84	0.460
62	Karpagam Spinners Pvt. Ltd.	OC	Chennai	Yes	19-07-2017	22-02-2018	218	4.55	2.60	1.95	3.32	0	0.00	0.213
63	Padmavati Wires and Cables Pvt. Ltd.	OC	Mumbai	No	05-09-2017	22-02-2018	170	1.65	1.63	0.02	0.49	0	0.00	N/A
64	RHD Enterprises Pvt. Ltd.	OC	Kolkata	Yes	21-08-2017	22-02-2018	185	0.29	0.00	0.29	NC	0	0.00	0.030
65	Kadevi Industries Ltd.	FC	Hyderabad	No	15-03-2017	23-02-2018	345	418.68	362.72	55.96	69.47	1	27.00	N/A
66	SRS Modern Sales Ltd.	CD	Chandigarh	Yes	17-04-2017	26-02-2018	315	87.34	87.34	0.00	NC	1	0.00	N/A
67	DLS Industries Ltd.	FC	Mumbai	Yes	03-05-2017	27-02-2018	300	8.55	8.55	0.00	0.38	0	0.00	0.100
68	Sarthak Creation Pvt. Ltd.	CD	Ahmedabad	Yes	30-08-2017	27-02-2018	181	87.20	87.20	0.00	6.95	0	0.00	0.120
69	Mega Soft Infrastructure Pvt. Ltd.	FC	New Delhi	No	23-08-2017	28-02-2018	189	5.70	5.70	0.00	7.40	0	0.00	0.180
70	Upadan Commodities Pvt. Ltd.	OC	Kolkata	No	29-08-2017	01-03-2018	184	0.06	0.00	0.06	NC	0	0.00	0.010
71	Sri Padambalaji Steels Pvt. Ltd.	OC	Chennai	Yes	11-09-2017	05-03-2018	175	126.69	126.69	0.00	5.60	0	0.00	0.300
72	Suvarna Karnataka Cements Pvt. Ltd.	CD	Bengaluru	Yes	28-04-2017	07-03-2018	313	56.80	56.73	0.07	4.48	1	2.00	0.050
73	Precision Fasteners Ltd.	FC	Mumbai	Yes	07-11-2017	12-03-2018	125	3155.10	3154.52	0.58	76.09	0	0.00	0.220
74	Maa Tara Industrial Complex Pvt. Ltd.	OC	Kolkata	Yes	08-09-2017	16-03-2018	189	0.03	0.00	0.03	0.68	0	0.00	0.010
75	Aarohi Motors Pvt. Ltd.	CD	Ahmedabad	No	21-09-2017	19-03-2018	179	35.34	32.87	2.47	3.38	1	2.90	0.150
76	Diamond Power Transformers Ltd.	CD	Ahmedabad	Yes	06-06-2017	19-03-2018	286	138.16	137.80	0.36	66.84	0	0.00	N/A
77	Veesons Energy Systems Pvt. Ltd.	CD	Chennai	No	19-06-2017	19-03-2018	273	117.42	86.55	30.87	40.43	1	43.95	N/A
78	Jhelum Industries Pvt. Ltd.	OC	Mumbai	Yes	17-08-2017	20-03-2018	215	16.80	0.00	16.80	NC	0	0.00	0.030
79	Varadha Steels Pvt. Ltd.	OC	Chennai	Yes	22-08-2017	20-03-2018	210	47.64	46.33	1.31	6.88	0	0.00	0.070
80	Vindhya Vasini Industries Ltd.	FC	Mumbai	Yes	29-08-2017	20-03-2018	203	5.28	5.28	0.00	4.35	0	0.00	0.190
81	Barjora Steel & Re-Rolling Mills Pvt. Ltd.	OC	Kolkata	Yes	18-05-2017	21-03-2018	307	9.26	8.38	0.88	NC	0	0.00	0.120
82	Super Agri Seeds Pvt. Ltd.	CD	Hyderabad	Yes	06-09-2017	21-03-2018	196	110.44	87.96	22.48	17.26	0	0.00	0.180
83	Laxmivinyak Rice Mill Pvt. Ltd.	FC	Kolkata	Yes	19-09-2017	22-03-2018	184	15.41	14.33	1.08	5.17	0	0.00	N/A
84	Tirupati Ceramics Ltd.	FC	Chandigarh	Yes	29-09-2017	22-03-2018	174	4.83	4.83	0.00	6.34	0	0.00	0.050
85	Ennore Coke Ltd.	CD	Chennai	Yes	20-06-2017	23-03-2018	276	146.35	146.06	0.29	42.15	1	47.00	4.030
86	LML Ltd.	CD	Allahabad	Yes	30-05-2017	23-03-2018	297	493.07	345.05	148.02	323.13	4	243.00	1.420
87	Rotomac Exports Pvt. Ltd.	FC	Allahabad	Yes	20-09-2017	23-03-2018	184	2885.95	2885.95	0.00	0.41	0	0.00	0.348
88	Rotomac Global Pvt. Ltd.	FC	Allahabad	Yes	20-09-2017	23-03-2018	184	3943.64	3927.46	16.18	141.93	0	0.00	1.650
89	Gupta Energy Pvt. Ltd.	CD	Mumbai	No	21-03-2017	26-03-2018	370	776.55	718.25	58.30	112.43	4	122.00	1.630
90	Daehsan Trading (India) Pvt. Ltd.	OC	Chennai	Yes	16-06-2017	27-03-2018	284	55.14	0.00	55.14	9.06	0	0.00	N/A
91	Deep Water Services (India) Ltd.	OC	Mumbai	Yes	20-06-2017	04-06-2018	349	11.29	0.00	11.29	27.00	0	0.00	0.100
92	Bumblebee Electronics Pvt. Ltd.	OC	Hyderabad	Yes	25-09-2017	28-03-2018	184	48.08	21.38	26.70	2.66	0	0.00	0.070
93	Aseem Ispat Pvt. Ltd.	OC	Chandigarh	Yes	20-09-2017	02-04-2018	194	3.36	0.96	2.40	0.68	0	0.00	0.200
94	Vedika Nut Craft Pvt. Ltd.	CD	New Delhi	Yes	30-06-2017	04-04-2018	278	128.23	128.23	0.00	7.11	0	0.00	0.110
95	Raphael Engineering Pvt. Ltd.	FC	Mumbai	Yes	18-08-2017	05-04-2018	230	4.44	4.07	0.37	1.79	0	0.00	0.070
96	Nag Yang Shoes Pvt. Ltd.	OC	Chennai	Yes	07-09-2017	06-04-2018	211	24.38	24.38	0.00	5.27	0	0.00	0.080
97	Futuristic Offshore Services & Chemicals Ltd.	CD	Mumbai	Yes	12-06-2017	09-04-2018	301	32.93	32.82	0.11	26.75	0	0.00	N/A
98	Jalaram Cotton & Proteins Ltd.	CD	Ahmedabad	Yes	15-11-2017	09-04-2018	145	79.58	79.58	0.00	24.92	0	0.00	0.050

99	Nag Leathers Pvt. Ltd.	OC	Chennai	Yes	10-07-2017	09-04-2018	273	42.15	18.43	23.72	8.18	0	0.00	0.220
100	Yog Industries Ltd.	OC	Mumbai	Yes	22-08-2017	12-04-2018	233	115.72	99.20	16.52	32.77	0	0.00	0.180
101	Mehadia Sales Trade Corporation Pvt. Ltd.	CD	Mumbai	No	06-07-2017	17-04-2018	285	125.20	78.52	46.68	39.74	0	0.00	0.300
102	Everonn Skill Development Ltd.	FC	Chennai	Yes	23-11-2017	23-04-2018	151	24.62	24.62	0.00	NC	0	0.00	0.010
103	Servalakshmi Paper Ltd.	OC	Chennai	No	21-06-2017	24-04-2018	307	679.64	628.08	51.56	116.33	2	53.50	0.320
104	Cethar Ltd.	OC	Chennai	Yes	16-06-2017	25-04-2018	313	1668.02	1198.71	469.31	219.00	0	0.00	N/A
105	Lohaa Ispat Ltd.	OC	Mumbai	Yes	28-04-2017	26-04-2018	363	2080.51	2073.72	6.79	115.48	1	491.00	0.017
106	Swiber Offshore (India) Pvt. Ltd.	OC	Mumbai	No	31-03-2017	26-04-2018	391	109.79	0.00	109.79	0.12	0	0.00	0.270
107	Shiv Cotgin Pvt. Ltd.	CD	Ahmedabad	Yes	21-08-2017	27-04-2018	249	39.79	39.79	0.00	7.12	0	0.00	0.130
108	Vijai Mahalaxmi Spinning Mills India Pvt. Ltd.	OC	Chennai	Yes	07-11-2017	27-04-2018	171	78.66	74.59	4.07	25.43	0	0.00	0.060
109	Deivaanai Sinter Metals Pvt. Ltd.	FC	Chennai	No	11-10-2017	03-05-2018	204	13.54	13.54	0.00	5.34	1	3.25	0.011
110	Phadnis Infrastructure Ltd.	OC	Mumbai	No	14-09-2017	07-05-2018	235	279.99	271.89	8.10	117.37	0	0.00	0.047
111	Phadnis Properties Ltd.	OC	Mumbai	No	14-09-2017	07-05-2018	235	281.93	263.98	17.95	117.37	0	0.00	0.043
112	Zeel Global Projects Pvt. Ltd.	OC	Mumbai	No	27-04-2017	07-05-2018	375	1.30	1.28	0.02	NC	0	0.00	0.006
113	Zenith Computers Ltd.	FC	Mumbai	No	12-06-2017	08-05-2018	330	210.65	210.64	0.01	11.79	2	12.85	0.550
114	Shivkripa Ispat Pvt. Ltd.	FC	Mumbai	Yes	14-08-2017	09-05-2018	268	25.03	25.03	0.00	2.95	0	0.00	0.070
115	Metal Holdings India Pvt. Ltd.	CD	Ahmedabad	Yes	17-08-2017	11-05-2018	267	103.02	101.70	1.32	8.95	0	0.00	0.065
116	Metal Link Alloys Ltd.	CD	Ahmedabad	Yes	17-08-2017	11-05-2018	267	284.24	280.86	3.38	8.74	0	0.00	0.140
117	H.P. Ore Processors Pvt. Ltd.	CD	Mumbai	Yes	28-08-2017	17-05-2018	262	7.28	7.27	0.01	2.71	0	0.00	0.200
118	Shivek Labs Ltd.	CD	Chandigarh	No	06-07-2017	17-05-2018	315	142.16	135.57	6.59	8.84	2	12.75	0.130
119	Skyblue Papers Pvt. Ltd.	CD	Chandigarh	Yes	07-04-2017	17-05-2018	405	18.13	18.09	0.04	5.76	2	5.69	0.080
120	Varun Corporation Ltd.	FC	Mumbai	Yes	30-06-2017	18-05-2018	322	232.00	232.00	0.00	26.85	0	0.00	N/A
121	Super Multicolor Printer Pvt. Ltd.	CD	Chandigarh	No	07-04-2017	23-05-2018	411	246.00	236.13	9.87	39.71	1	40.00	0.277
122	Yashoda Cotton and General Mills Pvt. Ltd.	OC	Chandigarh	Yes	28-11-2017	25-05-2018	178	7.82	7.23	0.59	0.00	0	0.00	0.030
123	Surya Balaji Steels Pvt. Ltd.	OC	Chennai	Yes	05-10-2017	29-05-2018	236	53.60	49.17	4.43	7.34	0	0.00	0.110
124	Resurgent Infratel Pvt. Ltd.	FC	Kolkata	No	21-11-2017	30-05-2018	190	80.75	80.75	0.00	0.05	0	0.00	0.039
125	Mariners Buildcon India Ltd.	FC	New Delhi	Yes	24-08-2017	01-06-2018	281	31.11	1.25	29.86	11.02	0	0.00	0.102
126	Tech Megacorp International Pvt. Ltd.	OC	Chennai	Yes	16-08-2017	06-06-2018	294	39.78	34.35	5.43	0.00	0	0.00	0.480
127	Visuwam Auto Spares Pvt. Ltd.	OC	Chennai	Yes	07-08-2017	06-06-2018	303	7.64	6.53	1.11	0.02	0	0.00	0.081
128	Anil Nutrients Ltd.	FC	Ahmedabad	Yes	23-08-2017	07-06-2018	288	105.87	85.58	20.29	10.52	0	0.00	0.150
129	Well Pack Paper & Container Ltd.	CD	Ahmedabad	Yes	09-08-2017	07-06-2018	302	7.84	1.26	6.58	0.00	0	0.00	0.005
130	Rajesh Gems & Jewels Pvt. Ltd.	OC	New Delhi	Yes	12-12-2017	11-06-2018	181	132.90	132.53	0.37	0.17	0	0.00	0.059
131	Balaji Polysacks Pvt. Ltd.	FC	Kolkata	Yes	14-12-2017	12-06-2018	180	17.78	17.21	0.57	0.00	0	0.00	N/A
132	Max Tech Oil & Gas Services Pvt. Ltd.	OC	New Delhi	Yes	01-05-2017	12-06-2018	407	214.74	213.77	0.97	26.71	0	0.00	0.533
133	Titanium Tantalum Products Ltd.	OC	Chennai	No	27-11-2017	12-06-2018	197	169.41	156.76	12.65	45.19	0	0.00	3.010
134	Apex Engineering Solution & Services Pvt. Ltd.	OC	Mumbai	Yes	19-07-2017	25-07-2018	371	17.34	13.08	4.26	0.63	0	0.00	0.13
135	Nascent Jewellery Pvt. Ltd.	OC	Mumbai	Yes	14-09-2017	20-06-2018	279	29.54	15.70	13.84	0.00	0	0.00	0.040
136	United India Shoe Uppers Pvt. Ltd.	OC	Chennai		31-07-2017	21-06-2018	325							
137	R.V.Steel and Power Pvt. Ltd.	OC	Chennai	Yes	27-09-2017	21-06-2018	267	8.84	6.31	2.53	0.99	0	0.00	0.130
138	Sri Nagananthana Mills Ltd.	OC	Chennai	Yes	29-11-2017	21-06-2018	204	12.00	10.81	1.19	15.82	0	0.00	0.030
139	KAC Yarn Pvt. Ltd.	OC	Chennai	Yes	21-11-2017	22-06-2018	213	11.55	10.80	0.75	1.31	0	0.00	0.030
140	Lakshmi Apparel and Woven Ltd.	OC	Chennai	Yes	01-09-2017	22-06-2018	294	11.05	11.05	0.00	NC	0	0.00	0.025
141	SKC Retail Pvt. Ltd.	FC	Chennai	Yes	12-07-2017	22-06-2018	345	280.42	280.42	0.00	NC	0	0.00	0.040
142	Vandana Udhog Ltd.	CD	Mumbai	Yes	21-06-2017	25-06-2018	369	166.85	166.85	0	40.78	1	55.00	0.13
143	Facor Steel Ltd.	CD	Mumbai	Yes	08-03-2017	26-06-2018	475	96.32	91.14	5.18	14.25	2	61.71	N/A
144	ABXL Retail Pvt. Ltd.	FC	Ahmedabad	Yes	19-09-2017	02-07-2018	286	10.82	10.82	0	0	0	0	0.02
145	HDO Technologies Ltd.	FC	Mumbai	No	28-04-2017	02-07-2018	430	235.59	230.78	4.81	195.61	4	327.80	1.28
146	Hindustan Dorr-Oliver Ltd.	FC	Mumbai	No	21-04-2017	02-07-2018	437	1773.95	1650.44	123.51	185.94	4	327.80	
147	Sanjay Strips Pvt. Ltd.	OC	Hyderabad	No	13-11-2017	02-07-2018	231	48.84	48.72	0.12	3.73	0	0	0.01
148	Arrow Resources Pvt. Ltd.	FC	New Delhi	No	07-08-2017	04-07-2018	331	0.58	0.05	0.53	0.14	0	0.00	0.03
149	Confident Solar Pvt. Ltd.	FC	Kolkata	No	05-01-2018	04-07-2018	180	17.69	17.69	0	NC	0	0	0.05
150	Emmanuel Engineering Pvt. Ltd.	OC	Chennai	Yes	31-08-2017	04-07-2018	307	11.41	4.98	6.43	6.35	1	3.00	0.07
151	Mayfair Capital Pvt. Ltd.	FC	New Delhi	No	27-06-2017	04-07-2018	372	950.81	950.81	0.00	NC	0	0	0.18
152	Pier One Constructions Pvt. Ltd.	OC	New Delhi	Yes	21-11-2017	04-07-2018	225	7.27	4.96	2.31	NC	0	0.00	0.01
153	Samtel Color &Ors.	FC	New Delhi	Yes	07-09-2017	04-07-2018	300	1377.03	1291.81	85.22	165.60	1	165.00	1.73

154	Karuturi Foods Pvt. Ltd.	OC	Bengaluru	Yes	10-10-2017	05-07-2018	268	11.80	11.65	0.15	NC	0	0	0.19
155	Aegan Batteries Ltd.	FC	Bengaluru	Yes	18-08-2017	06-07-2018	322	108.59	108.45	0.14	37.78	1	8.00	0.74
156	Aegan Industries Pvt. Ltd.	FC	Bengaluru	Yes	18-08-2017	06-07-2018	322	108.99	102.39	6.60	63.15	2	30.00	0.76
157	BM Jain Metallik Pvt. Ltd.	CD	Mumbai	Yes	18-10-2017	09-07-2018	264	82.49	56.51	25.98	NC	0	0.00	
158	Getit Grocery Pvt. Ltd.	OC	New Delhi	Yes	08-01-2018	09-07-2018	182	8.76	0	8.76	NC	0	0	0.11
159	Moka Technologies Pvt. Ltd.	OC	Chennai	Yes	21-07-2017	10-07-2018	354	0.75	0	0.75	NC	0	0	0.25
160	BCC Estate Pvt. Ltd.	CD	Ahmedabad	No	06-09-2017	13-07-2018	310	730.76	730.76	0.00	45.90	0	0.00	0.17
161	Inland Facilities Management Pvt. Ltd.	OC	Chennai	Yes	05-12-2017	13-07-2018	220	27.97	11.91	16.06	NC	1	11.00	0.08
162	Associated Cylinders & Accessories Pvt. Ltd.	OC	Chennai	Yes	10-01-2018	16-07-2018	187	4.77	3.67	1.1	3.7	0	0	0.12
163	Auro Mira Biopower India Pvt. Ltd.	OC	Chennai	Yes	01-09-2017	16-07-2018	318	103.96	103.43	0.53	21.62	0	0	0.48
164	Free Culture Apparels Pvt. Ltd.	OC	New Delhi	Yes	01-09-2017	16-07-2018	318	5.27	1.05	4.22	NC	0	0.00	0.12
165	Virtual Logic Systems Pvt. Ltd.	OC	Bengaluru	Yes	22-01-2018	17-07-2018	176	3.70	3.59	0.11	0.03	0	0	0.1
166	DDS Steel Rolling Mills Pvt. Ltd.**	FC	Chennai	Yes	06-03-2018	18-07-2018	134	119.24	119.24	0	NC	0	0	NA
167	Oasis Agro Infra Ltd.	CD	Chandigarh	Yes	22-09-2017	18-07-2018	299	21.68	21.68	0	0.1	0	0	0.51
168	Kandla Steel Pvt. Ltd.	OC	Mumbai	No	10-07-2017	19-07-2018	374	15.87	0	15.87	0	0	0	
169	Kutch Engineering Pvt. Ltd.	OC	Mumbai	No	20-07-2017	19-07-2018	364	13.87	0	13.87	0.00	0	0	
170	Sanaa Syntex Pvt. Ltd.	FC	Mumbai	No	22-08-2017	19-07-2018	331	37.03	37.03	0.00	5.84	1	7.00	0.43
171	Linkson International Ltd.	FC	Mumbai	Yes	06-10-2017	20-07-2018	287	187.71	112.21	75.5	4.89	0	0	0.08
172	Linkson Ispat and Energy Pvt. Ltd.	FC	Mumbai	Yes	06-10-2017	20-07-2018	287	96.34	54.92	41.42	0	0	0	0.07
173	Shree Coke Mfg. Co. Pvt. Ltd.	FC	Kolkata	Yes	22-12-2017	20-07-2018	210	61.50	38.08	23.42	5.57	0	0	0.14
174	YMS Mobitech Pvt. Ltd.	OC	Allahabad	No	23-10-2017	20-07-2018	270	35.68	9.68	26.00	4.91	1	0	0.93
175	Jai Bhavani Steels Enterprises Ltd.	FC	Chennai	Yes	02-04-2018	23-07-2018	112	199.75	199.75	0.00	NC	0	0	0.08
176	SECL Industries Pvt. Ltd.	CD	Chandigarh	Yes	25-10-2017	24-07-2018	272	140.33	139.73	0.6	15.32	0	0	0.08
177	Western India Shipyard Ltd.	FC	Mumbai	Yes	12-12-2017	26-07-2018	226	123.72	76.81	46.91	9.01	0	0	0.78
178	Kakathiya Engineering Equipment Pvt. Ltd.	FC	Hyderabad	Yes	23-02-2018	27-07-2018	154	45.04	45.04	0	2.82	0	0	0.055
179	VNM Components Pvt. Ltd	FC	Mumbai	Yes	07-02-2018	27-07-2018	170	17.26	5.56	11.7	122.42	0	0	0.28
180	P&S Jewellery Ltd.	CD	Mumbai	Yes	29-05-2017	30-07-2018	427	933.23	788.59	144.64	90.81	2	0	1.06
181	SDS Steels Pvt. Ltd.	FC	Chennai	Yes	02-04-2018	30-07-2018	119	23.73	23.73	0	NC	0	0	-
182	Carnation Auto India Ltd.	FC	New Delhi	No	25-09-2017	01-08-2018	310	215.03	213.39	1.64	9.3	1	13	4.17
183	Parerhat Gas Industries Ltd.	FC	Allahabad	No	30-11-2017	02-08-2018	245	122.05	122.05	0	1.99	0	0	0.08
184	G B Engineering Enterprises Pvt. Ltd.	CD	Chennai	No	25-01-2018	06-08-2018	193	57.06	38.98	18.08	31.82	0	0	0.53
185	Akshaya Imaging Systems Pvt. Ltd.	FC	Chennai	Yes	31-05-2018	07-08-2018	68	13.85	13.85	0	6.28	0	0	0.06
186	Vasavi Housing Infrastructure Ltd.	FC	Chennai	Yes	29-09-2017	07-08-2018	312	0.00	0	0	NC	0	0	0
187	Alipurduar Enterprises Ltd.	OC	Kolkata	Yes	07-02-2018	08-08-2018	182	6.35	6.27	0.08	0	0	0	0.001
188	LCS City Makers Pvt. Ltd.	CD	Chennai	No	20-04-2018	08-08-2018	110	9.43	6.79	2.64	NC	0	0	0.08
189	Supreme Tex Mart Ltd.	FC	Chandigarh	Yes	29-09-2017	08-08-2018	313	707.38	660.65	46.73	194.82	1	231.16	1.15
190	Pandit Automotive Pvt. Ltd.	FC	Mumbai	Yes	12-03-2018	09-08-2018	150	346.40	307.15	39.25	177.9	0	0	0.40
191	Prag Distillery Pvt. Ltd.	FC	Mumbai	No	27-06-2017	09-08-2018	408	94.71	94.24	0.47	12.67	1	0	15.54
192	Bluplast Industries Ltd.	FC	Mumbai	No	05-10-2017	10-08-2018	309	73.50	73.50	0.00	18.28	1	18.33	2.45
193	Lukup Media Pvt. Ltd.	FC	Bengaluru	Yes	17-01-2018	10-08-2018	205	158.52	77.57	80.95	0.73	0	0	0.29
194	Rathna Stores Pvt. Ltd.	FC	Chennai	No	03-11-2017	14-08-2018	284	109.06	74.86	34.2	NC	0	0	0
195	Anil Tradecom Ltd.	OC	Ahmedabad	Yes	22-12-2017	17-08-2018	238	69.59	0	69.59	0	0	0	0.092
196	Hallmark Living Space Pvt. Ltd.	OC	Chennai	Yes	26-09-2017	17-08-2018	325	103.73	64.81	38.92	151.11	0	0	0.38
197	Sham Udyog Ltd.	OC	Chandigarh	Yes	21-11-2017	20-08-2018	272	63.55	31.41	32.14	3.81	0	0	0.27
198	Conros Steels Pvt. Ltd.	FC	Mumbai	Yes	19-12-2017	21-08-2018	245	720.94	720.94	0	27.51	0	0	0.61
199	Eastern Gases Ltd.	FC	Kolkata	No	08-11-2017	21-08-2018	286	167.30	81.18	86.12	19.52	1	22	0.92
200	Energo Engineering Projects Ltd.	CD	New Delhi	No	05-09-2017	21-08-2018	350	2678.74	1300.41	1378.33	127.68	0	0	
201	Brown kraft Industries Ltd.	CD	Mumbai	Yes	07-08-2017	27-08-2018	385	120.22	120.21	0.01	6.86	0	0	0.18
202	Lanco Infratech Ltd.	FC	Hyderabad	Yes	07-08-2017	27-08-2018	385	53451.00	47721	5730	604	7	1584	32.02
203	Bajrangbali Alloys Pvt. Ltd.	FC	Kolkata	Yes	15-02-2018	28-08-2018	194	114.46	114.46	0	25.37	0	0	0.30
204	Gupta Global Resources Pvt. Ltd.	FC	Mumbai	Yes	04-10-2017	28-08-2018	328	3907.35	3862.64	44.71	NC	0	0	0.33
205	Global Proserv Ltd.	OC	Mumbai	Yes	23-02-2018	29-08-2018	187	93.34	0	93.34	NC	0	0	0.08
206	Abhijeet MADC Nagpur Energy Pvt. Ltd.	FC	Mumbai	No	06-10-2017	31-08-2018	329	1986.50	1777.7	208.8	NC	3	200	1.60
207	Ghotaringa Minerals Ltd.	FC	Mumbai	Yes	16-02-2018	31-08-2018	196	4801.20	4801.2	0	0.09	0	0	0.29
208	Numero Uno International Ltd.	CD	Mumbai	Yes	11-09-2017	04-09-2018	358	0.00	0	0.0041	0.09	0	0	0.015

209	Techno Fab Mfg. Ltd.	FC	Kolkata	Yes	16-02-2018	05-09-2018	201	144.26	138.46	5.80	10.84	1	11.63	0.54
210	Shree Radhe Industries Ltd.	FC	Mumbai	Yes	04-12-2017	11-09-2018	281	147.08	147.08	0.00	0	0	0	0.03
211	JDS Apparels Pvt. Ltd.	OC	Mumbai	Yes	18-05-2017	12-09-2018	482	102.59	68.31	34.28	5.58	1	20.6	0.38
212	Neelkanth Township and Construction Pvt. Ltd.	FC	Mumbai	Yes	21-04-2017	12-09-2018	509	232.41	232.3	0.105	63.67	1	105.56	0.26
213	Tirupati Inks Ltd.	FC	New Delhi	Yes	02-11-2017	12-09-2018	314	218.77	218.77	0	16.55	0	0	0.48
214	Dream Land Realtor Pvt. Ltd.	CD	New Delhi	Yes	21-11-2017	13-09-2018	296	6.53	6.53	0.00	1.5	2	2.00	0.09
215	P.K. Sales Company Pvt. Ltd.	CD	New Delhi	Yes	21-11-2017	13-09-2018	296	42.67	42.67	0.00	6.79	1	8.00	0.14
216	Sandeep Axles Pvt. Ltd.	OC	New Delhi	Yes	17-10-2017	13-09-2018	331	63.37	54.75	8.62	5.12	1	15.50	0.56
217	Shree Ganesh Jewellery House (I) Ltd.	FC	Kolkata	Yes	12-02-2018	14-09-2018	214	5001.37	4856.39	144.98	NA	0	0.00	0.54
218	Veebro Technoplast Pvt. Ltd.	FC	New Delhi	Yes	22-09-2017	14-09-2018	357	4.93	4.93	0	NA	0	0	0.23
219	Bookawheel Technologies Pvt. Ltd.	OC	Chandigarh	Yes	05-03-2018	18-09-2018	197	1.61	0.00	1.61	0.1	0	0.00	0.11
220	Impex Steel Ltd.	OC	Kolkata	Yes	16-03-2018	18-09-2018	186	154.19	74.07	80.12	0	0	0.00	0.02
221	Meka Dredging Company Pvt. Ltd.	OC	Chennai	No	09-02-2018	20-09-2018	223	71.48	67.98	3.50	12.47	0	0.00	1.07
222	Moser Baer India Ltd.	FC	New Delhi	Yes	14-11-2017	20-09-2018	310	4851.50	4734.00	117.50	337.45	0	0.00	109.13
223	KKK Cotspin Pvt. Ltd.	FC	Chandigarh	Yes	25-01-2018	25-09-2018	243	5.57	4.63	0.94	NA	0	0.00	1.1
224	Annamalai Foods Pvt. Ltd.	OC	Chennai	Yes	25-01-2018	26-09-2018	244	15.10	10.59	4.51	1.23	0	0.00	4.75
225	Concast Steel & Power Ltd.	OC	Kolkata	No	07-11-2017	26-09-2018	323	10326.60	8640.37	1686.23	924	0	0.00	246.23
226	Inasra technologies Pvt. Ltd.	OC	Chennai	Yes	15-09-2017	26-09-2018	376	10.81	4.68	6.13	NA	0	NA	0
227	Nandkishore Steel Industries Pvt. Ltd.	CD	Mumbai	Yes	03-04-2018	26-09-2018	176	33.98	12.49	21.49	3.95	0	0.00	0.094
228	Snowblue Trexim Pvt. Ltd.	OC	Kolkata	No	11-12-2017	26-09-2018	289	5.22	0.00	5.22	0	0	0.00	0.1
229	J R Diamond Pvt. Ltd.	OC	Ahmedabad	Yes	13-02-2018	01-10-2018	230	10.46	0	10.46	NA	0	0	0.13
230	Samudra Biopharma Pvt. Ltd.	FC	Chennai	Yes	04-06-2018	03-10-2018	121	18.40	18.4	0	8.7	0	0	0.04
231	Gee Ispat Pvt. Ltd.	OC	New Delhi	Yes	24-08-2017	05-10-2018	407	513.33	511.67	1.66	15.56	0	0	0.47
232	Geo Express Pvt. Ltd.	FC	New Delhi	Yes	31-01-2018	05-10-2018	247	1.02	0.51	0.51	NA	0	0	0.12
233	Nife Fire Systems Pvt. Ltd.	OC	Chennai	Yes	13-03-2018	05-10-2018	206	6.86	3.42	3.44	NA	0	0	0.07
234	Jinprabhu Infrastructure Developments Ltd.	OC	Kolkata	No	06-04-2018	08-10-2018	185	0.09	0	0.09	0	2	0	0.001
235	Luxury Train Pvt. Ltd.	OC	New Delhi	Yes	11-12-2017	08-10-2018	301	69.36	40.14	29.22	NA	0	0	0.12
236	Fashionara Enterprises Pvt. Ltd.	FC	Bengaluru	No	07-05-2018	09-10-2018	155	3.10	3.1	0	0.009	0	0	0.093
237	Hitech Engineering Corporation (I) Pvt. Ltd.	OC	Mumbai	No	17-01-2018	10-10-2018	266	131.19	39.49	91.7	15.58	0	0	0.23
238	Nawa Engineers and Consultants Pvt. Ltd.	OC	Hyderabad	No	22-01-2018	10-10-2018	261	55.91	26.56	29.35	NA	0	0	1.08
239	Vegan Colloids Ltd.	FC	Chandigarh	Yes	24-11-2017	10-10-2018	320	37.86	37.86	0	8.93	1	11.5	0.91
240	BOP Projecs Pvt. Ltd.	FC	New Delhi	Yes	13-04-2018	11-10-2018	181	5.01	5.01	0	NA	0	0	NA
241	Visa Power Ltd.	FC	Kolkata	Yes	22-12-2017	11-10-2018	293	4661.50	1886.53	2774.97	66.44	0	0	1.59
242	Business Jets India Pvt. Ltd	OC	Chennai	No	24-04-2018	12-10-2018	171	254.67	0	254.67	NA	0	0	0.05
243	SPM Auto Pvt. Ltd.	OC	New Delhi	Yes	17-10-2017	12-10-2018	360	114.30	102.56	11.74	19.18	1	39.5	0.57
244	Surana Industries Ltd.	OC	Chennai	Yes	02-01-2018	12-10-2018	283	2158.56	2149.56	9	402.65	2	520.9	1.66
245	Meridian Extrusions Pvt. Ltd.	OC	Ahmedabad	Yes	05-03-2018	15-10-2018	224	5.55	4.48	1.07	1.31	0	0	0.04
246	Julka Rice & Oil Mills Ltd.	CD	Chandigarh	Yes	05-04-2018	16-10-2018	194	7.06	6.66	0.4	4.5	0	0	0.06
247	Quetzel Furniture Systems Pvt. Ltd.	OC	Bengaluru	Yes	18-12-2017	16-10-2018	302	8.20	1.45	6.75	0.59	0	0	0.13
248	James Hotels Ltd.	FC	Chandigarh	No	27-04-2017	17-10-2018	538	206.55	172.32	34.23	233.34	6	153	1.25
249	Precision Engineers & Fabricators Pvt. Ltd.	OC	Kolkata	Yes	04-04-2017	22-10-2018	566	79.97	79.28	0.69	26.38	1	0	0.48
250	Ramdas Ispat and Metal Pvt. Ltd.	OC	Mumbai	Yes	06-04-2018	22-10-2018	199	20.05	12.8	7.25	6.10	0	0	0.04
251	Andaman Sea Foods Pvt. Ltd.	FC	Kolkata	Yes	24-04-2018	25-10-2018	184	60.57	60.57	0	0.16	0	0	0.15
252	Anil Ltd.	FC	Ahmedabad	Yes	23-08-2017	25-10-2018	428	1693.53	1338.21	355.32	764.64	1	419.36	1.78
253	Biotropics Pharma Pvt. Ltd.	OC	New Delhi	Yes	09-04-2018	26-10-2018	200	18.06	16.58	1.48	2.88	0	0	0.29
254	Dev Blessing Traders Pvt. Ltd.	FC	Mumbai	No	01-12-2017	26-10-2018	329	5.42	5.42	0	NC	0	0	0.017
255	Forging Pvt. Ltd.	FC	New Delhi	Yes	28-03-2018	26-10-2018	212	36.87	36.87	0	NA	0	0	0.44
256	Kamineni Steel and Power India Pvt.Ltd.	CD	Hyderabad	Yes	10-02-2017	26-10-2018	623	1651.21	1509.32	141.89	760	3	600	2.62
257	Hahnemann Housings & Development Pvt. Ltd.	FC	Kolkata	No	26-04-2018	29-10-2018	186	1.06	1.02	0.042	NA	0	0	0.23
258	Kokama International Pvt. Ltd.	FC	Mumbai	Yes	12-03-2018	30-10-2018	232	30.27	30.27	0	4.82	0	0	6.74
259	Rasoya Proteins Ltd.	FC	Mumbai	Yes	27-06-2017	30-10-2018	490	941.22	501.98	439.24	108.48	0	0	1.82
260	Oceanic Tropical Fruits Pvt. Ltd.	FC	Chennai	No	12-09-2017	31-10-2018	414	432.12	426.14	5.98	NA	2	0	0.22
261	Sharda Gems and jewels Pvt. Ltd.	FC	New Delhi	Yes	06-03-2018	31-10-2018	239	5.78	5.78	0	NC	0	0	0.04
262	Vandana Energy & Steels Pvt. Ltd.	FC	Mumbai	No	20-10-2017	31-10-2018	376	323.31	320.37	2.94	61.29	0	0	0.88
263	Jain Granite & Projects (I) Ltd.	OC	Chennai	No	23-11-2017	01-11-2018	343	39.22	33.75	5.47	0.58	2	28.38	

264	Ramanand Steel Ltd.	FC	Mumbai	Yes	20-03-2018	02-11-2018	227	84.76	84.76	0	3.94	0	0	0.12
265	Ashok Magnetics Ltd.	OC	Chennai	No	04-09-2017	09-11-2018	431	74.21	59.87	14.34	15.84	2	NA	0.37
266	Bhootnath Consultancy Pvt. Ltd.	OC	Kolkata	Yes	07-05-2018	09-11-2018	186	0.02	0	0.023	0	0	0	0.01
267	Satyalexmi Tradelink Pvt. Ltd.	OC	Kolkata	Yes	07-05-2018	09-11-2018	186	0.02	0	0.022	0	0	0	0.01
268	Kohinoor Diamonds Pvt. Ltd.	OC	Ahmedabad	Yes	13-02-2018	13-11-2018	273	8304.46	8297.31	7.15	NA	0	0	0.13
269	Farmers Pulse Pvt. Ltd.	FC	Hyderabad	Yes	05-04-2018	14-11-2018	223	27.41	27.41	0	4.94	0	0	0.1
270	Flower Dealcom Pvt. Ltd.	OC	Kolkata	Yes	16-05-2018	14-11-2018	182	0.05	0	0.046	0	0	0	0.01
271	Ispat Energy Ltd.	OC	Mumbai	Yes	25-04-2018	14-11-2018	203	42.55	42.05	0.5	0.01	0	0	0.55
272	A J Casting Pvt. Ltd.	OC	New Delhi	Yes	01-06-2017	15-11-2018	532	6.62	3.7	2.92	2.31	0	0	0.05
273	Ashoka Multiyam Mills Ltd.	FC	Jaipur	Yes	15-11-2017	16-11-2018	366	38.32	29.46	8.86	14.06	1	18.25	0.14
274	Hari Machines Ltd.	OC	Kolkata	Yes	15-05-2018	16-11-2018	185	739.40	703.4	36	58.72	0	0	0.76
275	Ramsarup Vyapaar Ltd.	FC	Kolkata	Yes	17-05-2018	16-11-2018	183	129.39	129.39	0	4.66	0	0	0.11
276	SBJ Exports & Mfg. Pvt. Ltd.	FC	New Delhi	Yes	16-08-2017	16-11-2018	457	49.49	49.23	0.26	8.07	0	0	0.46
277	Varun Resources Ltd	FC	New Delhi	No	14-06-2017	16-11-2018	520	3171.90	2958.69	213.21	209.62	1	489.9	1.14
278	Siddhi Vinayak Logistic Limited	FC	Ahmedabad	No	12-09-2017	19-11-2018	433	2361.29	2358.2	3.09	199.37	0	0	3.7
279	Sri Vinayaka Paper & Boards Ltd.	CD	Hyderabad	Yes	22-09-2017	26-11-2018	430	281.94	270.89	11.05	84.37	4	87.37	0.48
280	Shreenidhi Woodtech Pvt. Ltd.	OC	Ahmedabad	Yes	22-12-2017	30-11-2018	343	0.67	0.625	0.048	0	0	0	0.054
281	Sree Ramakrishna Alloys Ltd.	FC	Hyderabad	No	29-08-2017	30-11-2018	458	91.12	78.72	12.4	14.43	1	55.32	0.25
282	Delta Automobiles Pvt. Ltd.	CD	Mumbai	Yes	13-06-2018	03-12-2018	173	11.63	5.52	6.11	0.32	0	0	0.03
283	Harshavardhan Cotton & Synthetics Pvt. Ltd.	OC	Chennai	Yes	12-03-2018	03-12-2018	266	19.48	15.04	4.44	1.6	0	0	0.09
284	Nova Electro Magnetics Pvt. Ltd.	OC	Chennai	Yes	23-08-2018	03-12-2018	102	0.02	0	0.02	0	0	0	0.06
285	Pavai Alloys & Steels Pvt. Ltd.	OC	Chennai	Yes	29-06-2018	03-12-2018	157	52.78	52.52	0.26	1.01	0	0	0.085
286	Arohi Infrastructures Pvt. Ltd.	FC	Chennai	No	20-03-2018	05-12-2018	260	117.99	117.9	0.09	2.26	0	0	0.67
287	Falcon Consultancy Pvt. Ltd.	FC	Kolkata	Yes	23-02-2018	05-12-2018	285	45.20	45.2	0	NA	0	0	0.05
288	Matrix Metal Traders Pvt. Ltd.	OC	Chennai	Yes	05-04-2018	05-12-2018	244	11.15	10.88	0.27	NA	0	0	0.08
289	Srivari Metal Works Pvt. Ltd.	FC	Chennai	Yes	09-01-2018	05-12-2018	330	35.74	35.44	0.3	7.82	0	0	0.21
290	Coastal Projects Ltd.	FC	Kolkata	No	05-01-2018	06-12-2018	335	7489.61	7170.47	319.14	590.19	1	989.3	211.11
291	Vasudev Ispat Pvt. Ltd.	FC	Kolkata	No	15-02-2018	07-12-2018	295	48.72	48.18	0.54	4.33	2	4.7	0.36
292	Aman Medical Products Pvt. Ltd.	OC	Allahabad	Yes	14-06-2018	10-12-2018	179	58.05	56.38	1.67	2.68	0	0	0.24
293	Forward Shoes (I) Pvt. Ltd.	OC	Chennai	Yes	19-06-2017	11-12-2018	540	138.07	120.62	17.45	78.63	1	138.68	0.77
294	Gangadhara Steel Ltd.	FC	Hyderabad	No	29-08-2017	11-12-2018	469	121.65	113.83	7.82	13.52	1	72.98	0.24
295	Muskaan Power Infrastructure Ltd.	FC	Chandigarh	No	28-07-2017	11-12-2018	501	26.95	26.95	0	10.09	1	23	0.49
296	Nagarjuna Oil Corporation Ltd.	OC	Chennai	Yes	25-07-2017	11-12-2018	504	8380.16	8038.77	341.39	1440.52	3	1456	8.73
297	Neutrino Power Systems Pvt. Ltd.	CD	Hyderabad	No	22-01-2018	14-12-2018	326	42.75	9.44	33.31	1.49	1	0.95	0.12
298	Gallium Industries Ltd.	FC	New Delhi	No	21-07-2017	17-12-2018	514	85.20	82.15	3.05	11.5	1	17.83	0.94
299	Global Houseware Ltd.	OC	New Delhi	No	03-05-2017	19-12-2018	595	59.71	55.55	4.16	6.93	1	48.78	0.93
300	Linus Processors Pvt. Ltd.	FC	Kolkata	Yes	13-03-2018	19-12-2018	281	21.99	21.99	0	NC	0	0	0.05
301	Air Carnival Pvt. Ltd.	OC	Chennai	Yes	02-11-2017	20-12-2018	413	12.80	12.8	0	NA	0	0	0.15
302	Scope Vincom Industries Pvt. Ltd.	OC	Kolkata	Yes	11-06-2018	20-12-2018	192	12.97	11.23	1.74	NC	0	0	0.067
303	Concast Infratech Ltd.	FC	Kolkata	Yes	12-06-2018	21-12-2018	192	780.07	780.07	0	0	0	0	0.25
304	Everon Castings Pvt. Ltd.	OC	Chennai	No	29-12-2017	21-12-2018	357	47.94	28.7	19.24	16.73	3	25	0.54
305	Biotor Industries Ltd.	FC	Mumbai	Yes	01-01-2018	31-12-2018	364	3849.56	2940.3	909.26	279.57	1	0	1.71
306	Gupta Infrastructure (India) Pvt. Ltd.	FC	Mumbai	No	01-02-2018	02-01-2019	335	4206.16	4200.43	5.73	461.75	1	155	12.17
307	Sheth Metal Pvt. Ltd.	FC	Mumbai	Yes	06-06-2018	07-01-2019	215	95.06	36.21	58.85	2.38	0	0	0.08
308	Uthrakaliyamman Infrastructures Pvt. Ltd.	FC	Chennai	Yes	14-05-2018	07-01-2019	238	197.67	197.67	0	0.91	0	0	0.45
309	Powercon Projects and Associates Ltd.	OC	Kolkata	Yes	10-07-2018	08-01-2019	182	15.04	15.04	0	0	0	0	0.02
310	Kingfisher Industries Pvt. Ltd.	CD	Chandigarh	Yes	20-03-2018	09-01-2019	295	18.87	18.87	0	3.62	0	0	0.2
311	Notion Ink Design Labs Pvt. Ltd.	FC	Bengaluru	Yes	24-04-2018	09-01-2019	260	7.50	7.5	0	0.0025	1	0	0.03
312	Kamla Landmarc Motors Pvt Ltd	FC	Mumbai	Yes	16-08-2017	10-01-2019	512	11.27	11.27	0	NC	0	0	0.08
313	Bharati Defence & Infrastructure Ltd.	FC	Mumbai	Yes	06-06-2017	14-01-2019	587	11866.63	11373	493.63	536	5	3167	12.72
314	Auspice Trading Pvt. Ltd.	OC	Mumbai	Yes	24-04-2018	21-01-2019	272	375.08	NA	375.08	384.41	0	0	0.27
315	Royal Hygiene Care Pvt. Ltd.	CD	Mumbai	Yes	16-04-2018	21-01-2019	280	0.00						
316	SMD Infra Ventures Pvt. Ltd.	FC	Chandigarh	Yes	03-04-2018	25-01-2019	297	0.00	NA	0	1	0	0	0.017
317	Bharat Medicare Pvt. Ltd.	CD	Chennai	No	18-04-2018	28-01-2019	285	0.00	0	0	0.87	0	0	0.06
318	Surana Power Ltd.	OC	Chennai	No	19-02-2018	28-01-2019	343	3182.52	2477.5	705.02	250.35	0	0	3.68

Status of 12 Big Accounts as on 08th March,2019*All amounts in Rs. crore*

Name of Corporate Debtor	ICD	270 th Day/ Extended Date	Total Claims Admitted	Assets on Balance Sheet	No. of employees	Status
ABG Shipyard Ltd.	01-Aug-17	28-Apr-18	19316	11092	684	An application was filed before the Hon'ble NCLAT which has directed the Hon'ble NCLT, Ahmedabad to pass appropriate order by 08 th March, 2019.
Alok Industries Ltd.	18-Jul-17	14-Apr-18	30200.26	32362	Employees-5420 (Workmen-9363)	Resolution Plan was approved by CoC on 20 th June, 2018. The application filed by RP for approval of resolution plan has been allowed by the Hon'ble NCLT, Ahmedabad on 8 th March, 2019. Order awaited.
Amtek Auto Ltd.	24-Jul-17	19-Apr-18	12819	15572	1203-Regular 2520-Contract	Approved by NCLT on 25 th July, 2018. Liberty House PTE was the successful resolution applicant. However, vide order dated 13 th February, 2019, Hon'ble NCLT, Chandigarh has held that the approved resolution plan of Liberty House Group is not capable of implementation as there is default in adhering to the payment schedule. The CoC was reconstituted and notice was directed to be issued to DVI for representing its case before CoC, which shall take a final decision.

Bhushan Power and Steel Ltd.	26-Jul-17	23-Jun-18	47887.27	42001	5932, 12,000 (contract)	The Hon'ble NCLAT, vide order dated 04 th February, 2019 rejected the appeal filed by Tata Steel Limited and directed RP to file the approved resolution plan of JSW Steel Ltd. to the Principal Bench, New Delhi for consideration. It has been filed by RP on 14 th February, 2019. The improved settlement proposal made by Mr. Sanjay Singal and Mrs. Aarti Singal, was rejected by CoC. The matter was listed for hearing before Hon'ble NCLT on 05 th March, 2019. On 05 th March, 2019 the applications filed by OC and ex-directors were heard. On the application for approval of resolution plan, three days' time was given to promoter to file reply and the case is listed on 12 th March, 2019.
Bhushan Steel Ltd.	26-Jul-17	22-Apr-18	57505.05	60463	5500, Excluding 4000-Contract	Approved by Hon'ble NCLT on 15 th May, 2018. Tata Steel has taken over through the wholly owned subsidiary, Bannipal Steel Ltd. on 18 th May, 2018. All creditors have been paid and company has been taken over.
Electrosteel Steels Ltd.	21-Jul-17	17-Apr-18	13958.36	13016	Employees-3065, Workment-6507	Approved by NCLT on 17 th April, 2018. Vedanta is the resolution applicant. Company has been taken over.
Era Infra Engineering Ltd. (EIEL)	08-May-18	04-Nov-18	15050	8132.4	506, 331(Workers)	On 11 th February, 2019 an application has been filed for appointment of Common RP for EIEL and Special Purpose Vehicles (SPV)s and the same is pending. It is further informed by RP that application has been filed by the RP for exclusion of time for the period during which the records of EIEL were impounded by the income tax department.

Essar Steel India Ltd.	02-Aug-17	28-May-18	54549.89	62699	3149	Hon'ble NCLT Ahmedabad has on 8 th March, 2019 allowed the application of RP for approval of Resolution Plan submitted by Arcelor Mittal India Pvt Ltd. Order awaited.
Jaypee Infratech Ltd.	09-Aug-17	12-May-18	24131	18201	250 (full time)	Two resolution plans have been submitted which is under consideration of the IRP and its advisors. Preliminary discussions on the resolution plan were held in the meeting of the CoC.
Jyoti Structures Ltd.	04-Jul-17	31-Mar-18	8178.53	5465	712	Hon'ble NCLT rejected the resolution plan on 25 th July, 2018. The matter is pending in appeal before the Hon'ble NCLAT which has ordered the CD to be carried as a going concern. Mr. Sharad Singhi was the proposed RA. The appeals filed by Resolution Applicant, the employees of JSL and a group of financial creditors were listed on various dates in February, 2019 and is pending.
Lanco Infratech Ltd.	07-Aug-17	04-May-18	53157.9	18067	1100 employees-500 have since resigned	Liquidation order has been passed on 27 th August, 2018 & liquidation is under process.
Monnet Ispat Energy Ltd.	18-Jul-17	14-Apr-18	11478	9077	4013	Approved by NCLT on 24 th July, 2018. Consortium of JSW Steel and AION Investments Pvt. Ltd. is successful resolution applicant. Company has taken over.
Total			348231.3	296147.4		

Resolved Transactions:

Name of Corporate Debtor	Claims of Financial Creditors Dealt Under Resolution			Realisation by all Claimants as a percentage of Liquidation Value	Resolution Applicant
	Amount Admitted	Amount Realised	Realisation as Percentage of Claims		
Electrosteel Steels Ltd.	13175	5320	40.38	183.45	Vedanta Ltd.
Bhushan Steel Ltd.	56022	35571	63.5	252.88	Bamnipal Steel Ltd.
Monnet Ispat & Energy Ltd.	11015	2892	26.26	123.35	Consortium of JSW and AION Investments Pvt. Ltd.
Essar Steel India Ltd.	54549.8	Order awaited	Order awaited	Order awaited	Arcelor Mittal India Pvt. Ltd.
Alok Industries Ltd.	30200.26	Order awaited	Order awaited	Order awaited	Joint Applicants: 1. Reliance Industries Limited 2. JM Financial Asset Reconstruction Company Ltd. 3. JMFARC - Trust